

SAINT JOSEPH'S UNIVERSITY

2017 ATLANTIC 10 CHAMPIONSHIP GUIDE



SAINT JOSEPH'S HAWKS MEN'S BASKETBALL



2016-17 SCHEDULE

NOVEMBER	EST
Sat., 12 TOLEDO	W 77-76
Mon., 14 COLUMBIA	W 85-65
Fri., 18 vs. Loyola-Chicago +	W 71-57
Sun., 20 Ole Miss + (CBSSN)	L 68-81
Mon., 21 NC State + (CBSSN)	L 63-73
Wed., 30 TEMPLE % (CBSSN)	L 72-78
DECEMBER	
Sat., 3 at #2/#2 Villanova % (CBSSN)	L 57-88
Sun., 11 at Drexel	W 72-71
Wed., 14 at Princeton (ESPNU)	W 76-68
Sun., 18 at Illinois State (ESPN3)	L 72-81
Thu., 22 LAFAYETTE	W 92-63
Fri., 30 GEORGE WASHINGTON (CSN)	W 68-63
JANUARY	
Tue., 3 at Rhode Island (CBSSN)	L 58-88
Sat., 7 at Fordham (NBCSN)	W 70-55
Tue., 10 GEORGE MASON (TCN, ASN)	L 67-75
Sat., 14 RICHMOND (NBCSN)	L 66-70
Wed., 18 at Massachusetts (TCN, ASN)	L 57-62
Sat., 21 PENN (Palestra) %	W 78-71
Tue., 24 at St. Bonaventure (TCN, ASN)	L 63-67
Sat., 28 LA SALLE (CSN, ASN)	W 73-72
Tue., 31 DAVIDSON (TCN, ASN)	L 60-75
FEBRUARY	
Sat., 4 FORDHAM (TCN, ASN)	L 83-86 2OT
Tue., 7 at Dayton (TCN, ASN)	L 70-77
Sat., 11 MASSACHUSETTS (NBCSN)	L 76-87
Tue., 14 at VCU (CBSSN)	L 81-91
Sat., 18 at La Salle % (CBSSN)	L 68-83
Wed., 22 ST. BONAVENTURE	L 77-83
Sat., 25 at Saint Louis (NBCSN)	L 60-61
MARCH	
Wed. 1 RHODE ISLAND (TCN, ASN)	L 49-68
Sat., 4 at Duquesne	W 63-60
Wed., 8 vs. Massachusetts (ASN)	6:00 p.m.
Thu., 9 A-10 First Round (NBCSN) *	2:30 p.m.
Fri., 10 A-10 Quarterfinals (NBCSN) *	1:00 p.m.
Sat., 11 A-10 Semifinals (CBSSN) *	1/3:30 p.m.
Sun., 12 A-10 Championship (CBS) *	12:30 p.m.

Home game in CAPS at Hagan Arena unless noted
 * PPG Paints Arena, Pittsburgh, Pa.
 + Paradise Jam (St. Thomas, U.S. Virgin Islands)
 % Big 5 game

MEDIA INFORMATION

Basketball SID: Marie Wozniak
 Office Phone: 610-660-1727
 Cell Phone: 610-999-3634
 Email: mwozniak@sju.edu
 Fax: 610-660-1724
 Press Row Phone: 610-660-2599

www.SJUHawks.com
 @SJUHawks
 @SJUHawks_MBB

(13th) SAINT JOSEPH'S HAWKS (11-19; 4-14 A-10)

VS.

(12th) MASSACHUSETTS MINUTEMEN (14-17; 4-14 A-10)

2017 Atlantic 10 Championship - First Round

PPG Paints Arena • Pittsburgh, Pa.

March 8, 2017 • 6 p.m. • ASN, CSN

ARENA	PPG Paints Arena
TELEVISION	American Sports Network, Comcast SportsNet (Pa.)
RADIO	WTMR 800 AM (Joe Greenwich, Joe Lunardi)
AUDIO STREAMING	SJUHawks.com
VIDEO STREAMING	AmericanSportsNet.com
SERIES RECORD	UMass leads 36-34
SJU STREAK	1 win
NEXT POSSIBLE GAME	March 9 vs. St. Bonaventure, 2:30 p.m., NBCSN

GAME STORIES

- Saint Joseph's snapped a nine-game losing streak with a 63-60 win at Duquesne. **Chris Clover** and **James Demery** had 19 points apiece and **Jai Williams** had a pair of free throws at :03 to secure the team's first win since Jan. 28.
- **James Demery** topped the Hawks in scoring in conference games with a 14.2 average, which ranks 13th in the league. Freshman **Charlie Brown** has scored 13.8 ppg in league contests.
- **Chris Clover** is averaging 14.5 points per game in the last six contests.
- Saint Joseph's dropped both meetings to UMass this season.
- The Hawks are the defending A-10 champions but have lost four players this year to season-ending injuries.
- The winner of this game advances to meet 5th-seeded St. Bonaventure in the Second Round on Thursday at 2:30 p.m.



HAWKS' PERSONNEL

2016-17 Statistics

PROBABLE STARTERS	PPG	RPG	APG	MPG	Notes
F- #2 Charlie Brown	12.8	5.1	1.1	34.0	Team-high 13 pts vs. Rhode Island
F- #25 James Demery	14.1	6.3	1.6	31.5	Team-high 19 pts at Duquesne
F- #23 Markell Lodge	4.7	4.2	0.1	17.9	Had 10 pts, career-high 4 blocks vs. St. Bona.
G- #15 Chris Clover	7.7	2.1	1.0	22.3	Team-high 19 pts at Duquesne w/ 8-8 FTs
G- #5 Nick Robinson	5.1	3.6	1.8	23.1	Returned to starting lineup at Duquesne
OFF THE BENCH	PPG	RPG	APG	MPG	Notes
G- #20 Brendan Casper	5.0	3.1	1.4	18.2	Career-high 7 asts at Saint Louis
F- #34 Javon Baumann	2.7	3.5	0.1	13.2	Personal best 9 rebs in Drexel win
F- #32 Jai Williams	2.8	2.2	0.0	10.7	Tied career-high w/ 8 rebs at Saint Louis
F- #10 Gerald Blount	0.5	0.5	0.0	2.7	Has played in nine games
G- #3 Mike Booth	0.5	0.5	0.0	1.7	Has seen action in six games
G- #21 Kyle Thompson	0.2	0.5	0.2	2.0	Has played in six games
G- #13 Christian Vega	0.0	0.3	0.0	1.3	Junior walk-on in second year with team
G- #11 Toliver Freeman	0.0	0.0	0.0	1.0	Played in one game
INJURED					
G- #0 Lamarr Kimble	15.5	4.0	4.4	37.4	Fractured foot on Feb. 11- out for season
G- #1 Shavar Newkirk	20.3	4.8	3.5	33.7	Leading scorer out for season with torn ACL
F- #22 Lorenzo Edwards	0.0	1.0	0.0	4.0	Out for season with shoulder injury
G- #24 Pierfrancesco Oliva	4.0	3.7	1.7	16.5	Sidelined for the season w/ knee injury

#THWND

SJUHAWKS.COM

#FLYASONE

HAWKS' ROSTER

NO.	NAME	CL	POS	HT	WT	HOMETOWN	HIGH SCHOOL
0	Lamarr Kimble #	So.	G	6-0	190	Philadelphia, Pa.	Neumann-Goretti
1	Shavar Newkirk #	Jr.	G	6-0	180	New York, N.Y.	Cardinal Hayes
2	Charlie Brown	Fr.	F	6-7	185	Philadelphia, Pa.	St. Thomas More (Conn.)
3	Michael Booth	Jr.	G	6-3	200	Thornton, Pa.	Bishop Shanahan
5	Nick Robinson	Fr.	F	6-6	201	Chicago, Ill.	Kenwood Academy
10	Gerald Blount	Fr.	F	6-6	220	Suwanee, Ga.	Pomfret School (Conn.)
11	Toliver Freeman	Fr.	G	6-3	213	Baton Rouge, La.	Catholic
13	Christian Vega	Jr.	G	6-0	175	Guaynabo, P.R.	Colegio San José
15	Chris Clover	So.	G	6-3	213	Philadelphia, Pa.	St. Joseph's Prep
20	Brendan Casper	Sr.	F	6-6	213	Audubon, Pa.	Methacton
21	Kyle Thompson	Jr.	G	6-2	190	Mt. Laurel, N.J.	St. Joseph's Prep
22	Lorenzo Edwards #	Fr.	F	6-7	222	Lake Forest, Ill.	Lake Forest
23	Markell Lodge	So.	F	6-7	214	Washington, N.C.	Pace Academy
24	Pierfrancesco Oliva #	So.	F	6-8	201	Taranto, Italy	Bergen Catholic (N.J.)
25	James Demery	Jr.	F	6-6	198	Williamston, N.C.	Northside Christian Academy
32	Jai Williams	Jr.	F	6-9	240	Philadelphia, Pa.	Phila. Electrical Tech. Charter
34	Javon Baumann	Gr.	F	6-8	255	Solms-Oberbiel, Germany	Theodor-Heus

injured - out for season

Head Coach: Phil Martelli (Widener '76) - 22nd year**Assistant Coaches:** Mark Bass (Saint Joseph's '95) - 18th year; David Duda (Spring Garden '88) - 11th year;
Geoff Arnold (Saint Joseph's '86) - 9th year**Interim Director of Basketball Operations:** Thomas Boyle (Saint Joseph's '15)**Athletic Trainer:** Bill Lukasiewicz (Springfield '88)**Captains:** Javon Baumann, Brendan Casper, Lamarr Kimble

PRONUNCIATION GUIDE

Javon Baumannja-VON BOW (like now)-min
 (Gerald) Blountblunt
 (Chris) CloverCLOE-verr
 Markell (Lodge)mar-KELL
 Shavar (Newkirk)shuh-VAR
 Pierfrancesco (Oliva) .pe-AIR-fran-CHES-co
 Jai (Williams)Ji (rhymes with "eye")

(Bill) LukasiewiczLu-KAZ-uh-WITZ



BROADCAST SCHEDULE

Date	Opponent	EST	TV	Radio	Digital
Nov. 12	TOLEDO	7:00 p.m.		610	A10N
Nov. 14	COLUMBIA	7:00 p.m.		800	A10N
Nov. 18	vs. Loyola-Chicago +	12:30 p.m.		800	Flo
Nov. 20	vs. Ole Miss+	6:00 p.m.	CBSSN	610	
Nov. 21	vs. NC State +	6:00 p.m.	CBSSN	610	
Nov. 30	TEMPLE	7:00 p.m.	CBSSN	610	
Dec. 3	at Villanova	1:00 p.m.	CBSSN	800	
Dec. 11	at Drexel	6:00 p.m.		610	
Dec. 14	at Princeton	5:00 p.m.	ESPNU	610	WatchESPN
Dec. 18	at Illinois State	4:00 p.m.		610	ESPN3
Dec. 22	LAFAYETTE	7:00 p.m.		610	A10N
Dec. 30	GEORGE WASHINGTON	7:00 p.m.	CSN	610	
Jan. 3	at Rhode Island	7:00 p.m.	CBSSN	610	
Jan. 7	at Fordham	3:00 p.m.	NBCSN	610	NBC
Jan. 10	GEORGE MASON	7:00 p.m.	TCN/ASN	800	A10N
Jan. 14	RICHMOND	12:30 p.m.	NBCSN	800	NBC
Jan. 18	at Massachusetts	7:00 p.m.	TCN/ASN	610	ASN
Jan. 21	PENN (at Palestra)	7:00 p.m.		610	A10N
Jan. 24	at St. Bonaventure	7:00 p.m.	TCN/ASN	800	ASN
Jan. 28	LA SALLE	6:00 p.m.	CSN/ASN	610	ASN
Jan. 31	DAVIDSON	8:00 p.m.	TCN/ASN	610	ASN
Feb. 4	FORDHAM	6:00 p.m.	TCN/ASN	800	ASN
Feb. 7	at Dayton	8:00 p.m.	TCN/ASN	97.5	ASN
Feb. 11	MASSACHUSETTS	2:30 p.m.	NBCSN	800	NBC
Feb. 14	at VCU	6:00 p.m.	CBSSN	97.5	
Feb. 18	at La Salle &	4:00 p.m.	CBSSN	610	
Feb. 22	ST. BONAVENTURE	7:00 p.m.		800	A10N
Feb. 25	at Saint Louis	4:30 p.m.	NBCSN	800	NBC
March 1	RHODE ISLAND	7:00 p.m.	TCN/ASN	610	ASN
March 4	at Duquesne	2:00 p.m.		800	A10N
March 8	vs. Massachusetts	6:00 p.m.	CSN, ASN	800	ASN
March 9	vs. St. Bonaventure	2:30 p.m.	NBCSN		
March 10	A-10 Quarterfinals	2:30 p.m.	CBSSN		
March 11	A-10 Semifinals	1:00 p.m.	CBSSN		
March 12	A-10 Finals	12:30 p.m.	CBS		

ASN= American Sports Network; CBSSN= CBS Sports Network; NBCSN= NBC Sports Network; TCN= The Comcast Network; CSN= Comcast SportsNet;
 A10N= Atlantic 10 Network (atlantic10.com); Flo=FloHoops.com;
 NBC= NBCSports.com

610= 610 Sports (AM); 800= WTMR AM 800; 97.5= 97.5 FM THE FANATIC

SERIES HISTORY

SAINT JOSEPH'S vs. MASSACHUSETTS

All-Time Series: UMass leads 36-34**SJU Streak:** 2 losses**First Meeting:** 1/26/83, SJU 98-86**Last Meeting:** 2/11/17, UM 87-76**Last SJU Win:** 2/24/17, 74-57**Last UM Win:** 2/11/17, UM 87-76**Coach Martelli vs. UMass:** 20-20

Last 5 Games

2/11/17	L	76-87	H
1/18/17	L	57-62	A
2/24/17	W	74-57	A
1/27/16	W	78-70	H
2/25/15	W	82-71	A

Saint Joseph's lost both games to UMass this season but has still won five of the last seven against the Minutemen... In the last meeting on Feb. 11, the Hawks suffered another blow when **Lamarr Kimble** went down with a season-ending injury... This is the first A-10 Championship meeting of the teams since 2001.

STATISTICAL COMPARISON

	Saint Joseph's	UMass
Overall Record	11-19	14-17
Conference Record	4-14	4-14
Home Record	6-8	11-7
Away Record	4-9	3-10
Neutral Record	1-2	0-0
Points per Game	69.7	72.3
Opponent Points per Game	73.2	72.1
Field Goal Pct.	.419	.438
Opponent Field Goal Pct.	.434	.414
3-Pt. Field Goals Made per Game	5.6	7.1
3-Pt. Field Goal Pct.	.322	.298
Opponent 3-Pt. Field Goal Pct.	.351	.344
Free Throws Made per Game	15.3	13.5
Free Throw Pct.	.649	.663
Rebounds per Game	36.4	36.0
Opponent Rebounds per Game	35.9	36.9
Assists per Game	11.4	16.1
Turnovers per Game	12.1	14.9
Opponent Turnovers per Game	12.7	14.6
Blocks per Game	3.5	3.0



PHIL MARTELLI
Head Coach

In 22 seasons as head coach at Saint Joseph's, **Phil Martelli** has built a program that is consistently one of the top in the conference, a perennial postseason participant and a key player on the national scene. In doing so, he has earned his place among the top coaches in the school's storied history and has become one of the more respected coaches in the game.

Martelli is the Hawks' all-time leader in career victories with a mark of 413-292. Setting the school record for wins in a season (30) in 2004, Martelli has guided SJU to 20 or more victories nine times in 22 seasons, which is the most for any Hawks' coach. His record of 201-156 in Atlantic 10 play is the most conference wins for any active coach and ranks second all-time in the league.

Seven of Martelli's players have reached the NBA, with three First Round draft picks - DeAndre' Bembry (2016), Jameer Nelson (2004) and Delonte West (2004) - and a second-round selection Ahmad Nivins (2009). Dwayne Jones and Ronald Roberts, Jr. each had NBA stints while undrafted free agent Langston Galloway earned All-Rookie Second Team honors with the New York Knicks in 2014-15. Nelson (Denver), Galloway (New Orleans) and Bembry (Atlanta) are currently playing in the NBA.

Martelli has been at his best when it counts the most as his 18 postseason wins (7 NCAA, 11 NIT) are the most in school history. He has taken SJU to the postseason in four of the last five years, and 13 times in his 21 seasons at SJU.

Saint Joseph's 2015-16 team made its mark as one of the best in school history, compiling a 28-8 record for the second-most victories for a Hawk team. SJU won its second A-10 title in three seasons and advanced to the NCAA Second Round for the first time since 2004. Martelli, who recorded his 400th career win, earned Big 5 Coach of the Year honors as the Hawks were the third most improved team in the nation. He also had two of the best players in the league, as DeAndre' Bembry was the A-10 Player of the Year and Isaiah Miles was the Most

Improved Player, with both earning All-Conference honors.

He has also served the game of basketball as a Past President of the NABC's Board of Directors and as member of the NCAA Division I Men's Ethics Coalition. In 2016, he was honored with the Gene Bartow Award by Collegians.com for outstanding achievement and contributions to the game.

The 2014-15 Hawks were challenged after losing three All-Conference players from the 2014 A-10 champion team, but saw the emergence of sophomore DeAndre' Bembry as he topped the A-10 in scoring and earned All-Conference First Team honors.

In 2013-14, Martelli and his veteran team turned in one of the more memorable seasons in school history, adding another A-10 Championship to his résumé. The Hawks, led by seniors Langston Galloway, Halil Kanacevic and Ronald Roberts, Jr., won 20 of 26 games from mid-December and captured the school's third conference title and its first since 1997. SJU went 24-10 and reached the NCAA Tournament for the sixth time under Martelli, falling to eventual champion Connecticut.

The 2012-13 season saw an experienced Saint Joseph's squad reach the Atlantic 10 Quarterfinals and earn a second consecutive NIT bid, for the 11th postseason berth in Martelli's career.

In 2011-12, Martelli and the Hawks became one of nine teams in the nation to win 20 games after losing 20 the previous season, and also returned to the postseason with an NIT bid. Five different players received Atlantic 10 honors, the most ever for the Hawks. SJU also scored two wins over Top 25 teams (Creighton and Temple) and Martelli became SJU's all-time leader in victories.

Martelli guided young squads in 2010-11 and 2009-10, after coming off a 2008-09 season that saw the Hawks go 17-15 for his ninth consecutive winning season. Among the highlights of '08-09 was Ahmad Nivins becoming the third Hawk in six years to garner the Atlantic 10's Player of the Year Award. Nivins was also chosen by the Dallas Mavericks in the 2009 NBA Draft, becoming the third Martelli player drafted.

The 2007-08 Hawks reached the Atlantic 10 Championship game for the third time in four years and earned the program's 19th bid to the NCAA Tournament, and Martelli's fifth. The 11th-seeded Hawks fell to sixth-seeded Oklahoma in the NCAA First Round, while ending the year at 21-13.

Martelli turned in another top-notch coaching performance in 2005-06, as the Hawks went from a 10-12 record to win eight consecutive games to reach the Atlantic 10 championship game for the second year in a row. SJU earned its sixth consecutive postseason bid to the NIT.

In 2004-05, Martelli turned in perhaps a more remarkable coaching job than in 2003-04 when he was the consensus

THE MARTELLI FILE

Career Record: 414-292 (22 years)

Atlantic 10 Record: 202-156

Postseason Record: 18-13 (overall); 7-7 (NCAA Tournament)

Birthdate: August 31, 1954

Hometown: Media, Pa.

Education: Widener University, 1976

Playing Career: Widener University, 1972-76

College Coaching Career: Head Coach, Saint Joseph's University, July 20, 1995 to present; Assistant Coach, Saint Joseph's, 1985-86 to 1994-95.

Family: Wife, Judy; children - Phil, Jr., Jimmy, Elizabeth; grandchildren Philip Stephen, Marra, Avery, Brynley, Madalyn and Nolan.

Honors: 2004 Consensus National Coach of the Year; Atlantic 10 Coach of the Year (2005, 2004, 2001, 1997); USBWA District Coach of the Year (2004, 1997); Philadelphia Big 5 Coach of the Year (2016, 2004, 1997, 1996); Honorary Doctorates - Widener University 2004, Cabrini College 2006, Immaculata University 2010.

National Coach of the Year. Faced with the loss of two NBA first-round draft picks, Martelli guided SJU to 21 wins in the calendar year of 2005 to post a 24-12 record. Saint Joseph's posted the conference's best record (14-2), won its fifth straight regular-season title to tie the league record, earned the A-10's top seed and reached the title game. He was named the Atlantic 10 Coach of the Year for the second straight season and the fourth time in his career. SJU made an exciting six-game run in the NIT, falling in the title game.

In 2003-04, Martelli guided a focused and unselfish squad that became the most compelling story in college basketball. The Hawks went undefeated in the regular season, reached the pinnacle as the top-ranked team in the nation and earned the school's first-ever number-one seed in the NCAA Tournament, while advancing to the Elite Eight. Jameer Nelson was the consensus National Player of the Year and with teammate Delonte West, were both first-round selections in the NBA Draft. SJU opened the season ranked 12th in the polls and moved up throughout the year, taking the top spot on March 8, 2004, for the first time ever, while finishing fifth in the polls, for SJU's highest final ranking since 1966.

Martelli joined with Nelson to sweep the national coach and player awards, marking one of the few times in history that the top player and coach were from the same school. He was also the Atlantic 10 Coach of the Year for the third time and a repeat winner of the Big 5 Coach of the Year award.

A 1976 graduate of Widener, Martelli began his career on Hawk Hill with SJU's 1985-86 NCAA Tournament team. After 10 years as an assistant at Saint Joseph's, Martelli was named the 14th coach in school history on July 20, 1995, and just the third non-alumnus to guide SJU.

Martelli burst onto the scene in his first season (1995-96) and took the squad to the NIT championship game. He followed that in 1996-97 with the Atlantic 10 regular season and tournament titles, along with a berth in the NCAA Sweet 16.

Prior to his arrival at SJU, Martelli spent seven years as head basketball coach at Bishop Kenrick High School and had a stint as assistant coach at Widener, helping guide the Pioneers to the 1978 NCAA Division III Final Four.

As a point guard at Widener, he was part of the NCAA Tournament teams in 1975 and 1976, and set the school's single season and career assist marks.

Martelli and his wife, Judy, a former basketball player with the national champion Immaculata College teams in the 1970s, have three children - Phil, Jr., Jimmy and Elizabeth. Phil, Jr. and Elizabeth are both Saint Joseph's graduates. The Martelli's have six grandchildren - Philip Stephen, Marra, Avery, Brynley, Madalyn and Nolan.

MARTELLI YEAR-BY-YEAR (22 seasons)

YEAR	OVERALL			ATLANTIC 10			POSTSEASON
	W	L	PCT	W	L	PCT	
1995-96	19	13	.594	9	7	.562	NIT Runner-up
1996-97	26	7	.788	13	3	.812 *	NCAA Sweet 16
1997-98	11	17	.393	3	13	.187	
1998-99	12	18	.400	5	11	.312	
1999-00	13	16	.448	7	9	.437	
2000-01	26	7	.788	14	2	.875	NCAA 2nd Round
2001-02	19	12	.613	12	4	.750	NIT 2nd Round
2002-03	23	7	.767	12	4	.750	NCAA 1st Round
2003-04	30	2	.937	16	0	1.000	NCAA Elite Eight
2004-05	24	12	.667	14	2	.875	NIT Runner-up
2005-06	19	14	.575	9	7	.562	NIT 2nd Round
2006-07	18	14	.562	9	7	.562	
2007-08	21	13	.617	9	7	.562	NCAA 1st Round
2008-09	17	15	.530	9	7	.562	
2009-10	11	20	.343	5	11	.312	
2010-11	11	22	.333	4	12	.250	
2011-12	20	14	.589	9	7	.562	NIT 1st Round
2012-13	18	14	.562	8	8	.500	NIT 1st Round
2013-14	24	10	.705	11	5	.687 *	NCAA 1st Round
2014-15	13	18	.419	7	11	.389	
2015-16	28	8	.778	13	5	.722*	NCAA 2nd Round
2016-17	11	19	.367	4	14	.222	
Totals	414	292	.586	202	156	.564	6 NCAA, 6 NIT

* Atlantic 10 Champion

LAST TIME OUT: **Chris Clover** and **James Demery** combined to score 38 points as Saint Joseph's defeated Duquesne, 63-60, in the regular-season finale at the Palumbo Center, snapping a nine-game losing streak for the Hawks. In a game that saw both teams hold leads, **Charlie Brown's** jumper at 1:07 gave the Hawks a 61-60 advantage. After missed possessions by both teams, the Dukes inbounded with 8.7 seconds to go and Mike Lewis II was fouled on a drive. He missed both free throws at 4.3 seconds and **Jai Williams** grabbed the Hawks' biggest rebound in over a month. Williams was fouled and converted both free throws at 2.9 to secure the win for SJU. Duquesne missed on the ensuing shot and after an SJU turnover, had one more shot with four-tenths of a second to go, but it was off the mark. (full recap on pg. 25)

LAST TIME VS. UMASS: Saint Joseph's fell behind early and couldn't recover, dropping an 87-76 decision to Massachusetts at Hagan Arena on Feb. 11. **Charlie Brown** led with 15 points, on 4-of-8 three-pointers, to go along with eight rebounds. The Hawks' leading scorer **Lamarr Kimble** had 12 points and six assists before leaving the game with a fracture in his foot that ended his season. (full recap on pg. 23)

IT WAS THE BEST OF TIMES...: At this time last year, Saint Joseph's was 24-7, 13-5 in the A-10, and the fourth seed in the A-10 Championship. The Hawks were led by the A-10 Player of the Year (DeAndre' Bembry) and the Most Improved Player of the Year (Isaiah Miles). SJU defeated George Washington, Dayton and VCU to capture its second Atlantic 10 title in three seasons and reach the NCAA Second Round, finishing with a 28-8 record.

SEEDLINGS: This is the lowest seed (13) ever for the Hawks in the Atlantic 10 Championship. The previous low was 12th in back-to-back tournaments, 2010 and 2011. The 2011 team won two games to reach the semifinals before suffering a 64-63 loss to Dayton.

LONG TIME COMING: Although Saint Joseph's and UMass play twice every year, this is the first A-10 Championship meeting of the teams since 2001. UMass holds a 3-1 advantage over the Hawks in A-10 tournament play, with SJU's only win coming in the 1989 First Round.

PHIL AND THE POST-SEASON: **Phil Martelli** has guided SJU to a 28-8 record in the Atlantic 10 Championship, with three tournament titles. He owns a 16-5 record in the Hawks' first game of the A-10 Championship.

MARTELLI IN MARCH: Although the Hawks are just 1-1 in the month of March, **Phil Martelli** owns an all-time record of 64-44 during the final month of the season.

OFF THE SCHNEID: The Hawks ended their nine-game losing streak on March 4 against Duquesne, which was the longest since 2011. It was SJU's first win since a Jan. 28 decision over La Salle.

MAKING THEM COUNT: SJU's free-throw shooting has been a weak spot all year, but actually helped the Hawks earn the win over Duquesne. Saint Joseph's converted 13-of-16 in the second half, led by **Chris Clover's** 8-for-8 effort. **Jai Williams** made two of the biggest free throws of the year with three seconds left to provide the three-point differential and secure the win.

DYNAMIC DUO: **Chris Clover** and **James Demery** combined for 38 of the Hawks' 63 points (60 percent) in the win at Duquesne. It was reminiscent of the early season when **Shavar Newkirk** and **Lamarr Kimble** were scoring close to 50 percent of SJU's points.

ONE FOR THE BOOKS: **Charlie Brown** has set a new SJU freshman record for three-pointers in the season with 68. He broke the mark of 65 previously shared by career three-point leader Langston Galloway (2010-11) and Arthur Davis (1996-97). Brown now also holds the freshman record for three-point attempts with 178, as Davis held the old mark of 171.

LUCKY CLOVER: Sophomore **Chris Clover** had the breakout game the Hawks were hoping for against La Salle (Jan. 28). He established a new career-high of 13 points in the first seven minutes and finished the game with a personal best 21 points. He shot 8-for-11, and made 4-of-5 three-pointers, while adding five assists in a career-high 34 minutes of action in the win. He matched the 21 points at VCU and scored team-highs of 17 points at both Saint Louis and Duquesne. Clover has tallied double figures in five of the last six games, while averaging 14.5 per game in this stretch.

INJURY BUG, AGAIN: Freshman **Nick Robinson** played just eight minutes against Rhode Island due to a bruised foot suffered against La Salle on Feb. 18. Senior **Brendan Casper** replaced him to make the third start of his career against Rhode Island in the home finale. Robinson was back in the starting lineup at Duquesne and played 25 minutes, scoring six points and handing out a season-best four assists.

SENIOR SALUTE: Seniors **Javon Baumann** and **Brendan Casper** are closing out their Hawk careers. Baumann is a fifth-year senior who has played in 99 career games, making 30 starts. He led the Hawks in blocked shots in 2014-15 and was a co-recipient of the team's Most Improved award in 2013-14. Baumann received his bachelor's degree in December 2015 and is completing his master's degree in international business. Casper, a former walk-on who received a scholarship last Spring, has played in 72 games and recorded new career-highs this season in points, rebounds, assists and minutes. He has scored in double figures five times this season. The team's Most Improved Player in 2014-15, he will receive his bachelor's degree in business administration in May.

DISTINGUISHED DUO: **Javon Baumann** and **Brendan Casper** are the last of six Hawks who have won two Atlantic 10 Championships (2014 and 2016).

UPHILL BATTLE: Facing adversity with the most significant injuries in **Phil Martelli's** 22-year tenure, the Hawks' 19 losses are the most since they the 2014-15 team went 13-18. SJU has not lost 20 games since 2010-11 (11-22).

LOSING IT: The loss at Saint Louis marked the fifth time that Saint Joseph's has held a double-digit lead (13 points), only to lose it. The Hawks had their biggest lead of the game, 50-37, with 9:48 to play and saw SLU go on a 15-2 run to tied the game with 5:28 to play. The largest lead lost this season was at St. Bonaventure on Jan. 24, as the Hawks were up by 18 points at 14:59 of the second half, but suffered the 67-63 defeat. SJU lost a 15-point lead to Fordham in the double-overtime loss in addition to a 12-point lead at Massachusetts and an 11-point lead to N C State in the Paradise Jam.

MISSED OPPORTUNITY: The Hawks attempted 10 more free throws than Saint Louis, but didn't take advantage, making just 16-of-29 (55.2%) in the loss. Saint Louis took only two attempts in the first half, but then made 11-of-17 in the second half. It marked the seventh time this year that the Hawks had a sub-50 percent shooting game from the line. SJU followed that by making a season-low 45.0 percent (9-20) of their free-throw attempts against Rhode Island.

WHO'S NEXT: **Brendan Casper** has seen more time at point guard in the last few games. At Saint Louis, the senior handed out a career-high seven assists without a turnover. He made the start against Rhode Island in place of **Nick Robinson** and had seven points, three assists and a career-high three steals.

TOP ROOKIE: **Charlie Brown** is one of the top rookies in the Atlantic 10. He's averaging 12.8 points per game and is the second highest scoring freshman in the league behind Mike Lewis II of Duquesne (13.9). Brown has been named the A-10 Rookie of the Week three times this season. He has scored double figures in all but six games, and owns a 16-game double-figure scoring streak. Brown tops the Hawks in three-pointers made (68), three-point percentage (37.6) and ranks second in scoring and rebounding (5.1).

BOOST FROM BRENDAN: Senior **Brendan Casper** has scored in double figures four times this year and established a career-high with 13 points at VCU. The team tri-captain has played a career-high 18.2 minutes per game this year, and made the second start of his career at Dayton while playing a personal-best 35 minutes. The former walk-on has also matched his career-high in rebounds (9) and set a new one in assists with seven at Saint Louis. After the second St. Bonaventure game, **Phil Martelli** said, "He thought the game in the first half... He's in there because he's earned the right to be in there."

EYE ON JAI: **Jai Williams** has been giving the Hawks solid minutes off the bench this year. In the Hawks' win at Duquesne, Williams grabbed a crucial rebound with three seconds left and hit two free throws to give the Hawks a 63-60 lead, which would be the winning margin. At Dayton, the junior tied his career-high with eight points on 4-for-4 shooting. In the win over La Salle, Williams played a personal best 25 minutes and grabbed a career-high eight rebounds. He had six points at St. Bonaventure, going 3-for-4, and tied his career-high with eight rebounds at Saint Louis.

"A" FOR EFFORT: Despite the adversity the Hawks have faced this year, **Phil Martelli** hasn't faulted their effort. "It's only been one game (Davidson) where we didn't show up. It's skill, it's not will. They just play. I don't have any question about their efforts. Not to make excuses, but it's skill and with the limited bodies, we just don't get enough skill work."

SLOW STARTERS: Saint Joseph's slow start at La Salle doomed the Hawks, as they fell behind by double digits in the first three minutes and were down by 20 with eight minutes left in the half. SJU shot just 36 percent in the half and went 0-for-6 from beyond the arc while La Salle made 7-of-16 long-range shots. The Hawks made up some ground in the second half, shooting 56 percent from the field in that half. Facing its biggest deficit of the game, 69-42, SJU went on an 18-2 run to trim La Salle's lead to 71-60 at 4:56. But that's as close as the Hawks would come as La Salle scored six straight points to go up 77-60 and secure the win.

FIVE ALIVE: SJU had five players in double figures versus St. Bonaventure, marking the first time that happened since the 2016 A-10 Quarterfinals.

HEART OF A HAWK: Saint Joseph's went into VCU without their two point guards and leading scorers but gave the first-place Rams all they could handle before suffering the 91-81 loss. The Hawks committed 15 turnovers but saw VCU give it away 13 times. SJU shot 57.6 percent from the field in the first half, but VCU's 10-of-19 effort from three-point range made the difference as the Rams held a 44-40 halftime lead. VCU opened the second half with a run and took an 11-point lead. The Hawks

HONOR ROLL

Charlie Brown Atlantic 10 Rookie of the Week (1/2*, 1/23, 2/13)

Shavar Newkirk Atlantic 10 Player of the Week (11/14*)
Big 5 Player of the Week (12/12*)

Phil Martelli Phila. Sports Writers Assoc. "Good Guy" Award

* denotes shared honor

HAWK DOUBLES

Double-Figure Points

	'16-17	Streak	Career
Charlie Brown	24	16	24
James Demery	15	1	39
Chris Clover	9	1	9
Brendan Casper	5	--	5
Markell Lodge	4	--	4
Nick Robinson	4	--	4
Javon Baumann	--	--	1
Lamarr Kimble	20	8	32
Shavar Newkirk	12	13*	24

20-plus Point Games

	'16-17	Streak	Career
Chris Clover	2	--	2
James Demery	2	--	2
Charlie Brown	1	--	1
Shavar Newkirk	8	--	7
Lamarr Kimble	5	--	5

Double-Figure Rebounds

	'16-17	Streak	Career
James Demery	3	--	3
Markell Lodge	1	--	1

Double-Figure Assists

	'16-17	Streak	Career
Lamarr Kimble	1	--	1

Double-Doubles

	'16-17	Streak	Career
James Demery	3	--	3
Lamarr Kimble	1	--	1

* dating back to last season

HAWK LEADERS

(number of games led in each category; includes shared highs)

	Points	Rebounds	Assists	Steals	Blocks
Lamarr Kimble	11	3	16	10	1
Shavar Newkirk	8	2	5	3	0
James Demery	6	10	3	3	3
Markell Lodge	0	5	0	2	12
Chris Clover	4	0	3	5	0
Charlie Brown	3	8	1	8	8
Javon Baumann	0	2	0	2	9
Nick Robinson	0	2	5	5	5
Brendan Casper	0	3	2	10	0
Jai Williams	0	1	0	2	1

trimmed it to three points, but that was the closest they would get the rest of the way.

THE HITS KEEP COMING: You can pick from any number of terms - snakebitten, unlucky, cursed, jinxed, bad karma - and they could all describe what SJU has faced this year with injuries. The latest blow came when leading scorer **Lamarr Kimble** was sidelined for the rest of the season after sustaining a fracture in his foot during the Hawks' loss to Massachusetts (Feb. 11). He has a fracture in the fifth metatarsal of his left foot which required surgery and two months of recovery. Kimble, a

sophomore point guard, led the Hawks in scoring with 15.5 points per game, as well as assists with 4.5 per game. He scored double figures in 19 games, with five games of 20 points or more. It was the second season-ending injury to a Hawks' leading scorer and point guard as junior **Shavar Newkirk** suffered a torn ACL on December 30 after leading SJU with a career-best 20.3 scoring average. Kimble is the fourth SJU player to be sidelined for the year as sophomore **Pierfrancesco Oliva** was declared out for the year in June because of a chronic knee condition that required surgery. Freshman forward **Lorenzo Edwards** also underwent shoulder surgery in December because of a recurring injury. "We're obviously disappointed for 'Fresh'. We'll certainly miss his on the court skills and do expect, as Shavar has done, that he will continue to be prominent in a leadership role. Speaking for the program, we're all disappointed but not discouraged. Our challenge now is to exemplify 'the Hawk will never die' spirit," said coach **Phil Martelli**. This marks the most number of significant injuries in Martelli's 22 years at SJU.

DEPLETED SQUAD: SJU is down to 13 available players, nine of which are scholarship players.

TO THE POINT: **Lamarr Kimble's** injury pressed **Nick Robinson** into point-guard duties for the Hawks and he made his debut at VCU. The freshman played 37 minutes, scored seven points and matched his career-high with four assists. Senior **Brendan Casper** serves as the back-up point guard and scored a career-high 13 points at VCU.

MARKELL'S MARK: **Markell Lodge** had a career-high four blocks vs. St. Bonaventure, all in the second half.

WHAT CAN BROWN DO FOR YOU: With **Shavar Newkirk** on the sidelines, **Charlie Brown** is the Hawks' deep threat, hitting a team-high 38.2 percent from three-point range. He connected on a career-high six three-pointers against Fordham on Feb. 4.

GIVING IT THEIR ALL: The Hawks entered the game at Dayton with only 10 healthy players as **James Demery** and **Chris Clover** were ill and couldn't make the trip. **Brendan Casper** and **Nick Robinson** made the starts and each saw career-highs in minutes. A total of eight players got into the game for SJU, but only six saw significant minutes. Saint Joseph's showed a lot of heart and gave Dayton a run, being tied at halftime and within three points in the final four minutes. The Hawks also shot a season-high 92.3 percent from the foul line in the 77-70 loss.

DEMERY'S DOUBLES: **James Demery**, the oldest player in the starting lineup, recorded his third double-double of the season with 17 points and 11 rebounds at VCU.

NICK OF TIME: Freshman **Nick Robinson** bettered his season-highs with 14 points and eight rebounds against Richmond. Robinson has been a starter in 18 games this year, first replacing **James Demery** during his injury and now spelling **Lamarr Kimble**.

LONG-RANGE WOES: In the past five games, Saint Joseph's is shooting 20-for-73 (27.4 percent) from three-point range. The Hawks went 3-for-9 in the first half at Saint Louis but picked it up in the second half, going 5-for-7. Against Rhode Island they were just 2-for-9, with **Charlie Brown** making both three-pointers. The Hawks were 5-for-19 at Duquesne but **James Demery**, a 24 percent shooter, went 2-for-3.

LID ON THE BASKET: Free-throw shooting is a glaring weakness as the team is hitting just 64.9 percent from the line and has shot 60 percent or below 10 times this year. In conference games, the Hawks converted

STATS BY HALF

Points	High: 50 vs. Columbia (1st) Low: 20 vs. Rhode Island (1st)
Rebounds	High: 34 at Princeton (2nd) Low: 8 vs. George Washington (1st)
Assists	High: 10 at Fordham (1st); vs. Ole Miss (1st); vs. Columbia (1st) Low: 2 vs. George Mason (1st)
FG%	High: 60.7% at Fordham (1st) Low: 25.0% at Villanova (1st)
3-pt FG%	High: 71.4% at Saint Louis (2nd) Low: 9.1% at St. Bonaventure (2nd)
FT%	High: 90.9% at Dayton (2nd) Low: 25.0% vs. Rhode Island (1st)

INDIVIDUAL HIGHS BY HALF

Points	17, Shavar Newkirk vs. Lafayette (1st)
Rebounds	7, James Demery vs. La Salle (1st)
Assists	7, Lamarr Kimble at Princeton (1st)
Blocks	4, Markell Lodge vs. St. Bonaventure (2nd)
Steals	3, Shavar Newkirk vs. Ole Miss (1st)
FG Made	6, (5x), last by Chris Clover (1st)
3-pt FG Made	4, Lamarr Kimble vs. Loyola Chicago (2nd);
FT Made	9, Lamarr Kimble vs. Penn (2nd)

62.6 percent from the line. Against Fordham, SJU couldn't take advantage of 26 fouls committed by its opponent and went 24-for-40 from the foul line in the double overtime loss. One of their best free-throw shooters (**Shavar Newkirk** at 84.7%) is on the sidelines and **Charlie Brown** is the only player hitting over 80 percent, at 81.9, to rank 13th in the A-10. The team is 325th in the nation in free throw percentage.

MINUTE BY MINUTE: **Lamarr Kimble's** minutes per game average this season will rank among the top efforts for a Hawk. DeAndre' Bemby owns the highest average in SJU history and Kimble's not far behind. Here's the all-time list for minutes per game in a season:

1. DeAndre' Bemby	'14-15	38.6
2. Ron Righter	'74-75	37.6
3. Lamarr Kimble	'16-17	37.4
Dwayne Lee	'05-06	37.4
5. DeAndre' Bemby	'15-16	37.2

AFTER THE FALL: **Shavar Newkirk's** injury has definitely had a major impact on the Hawks. Here's a comparison of SJU's stats prior to the GW game and the games he has missed (beginning with Rhode Island):

	1st 11 games*	Since Jan. 3 (18 games)
Record	6-5	4-14
Scoring Avg.	73.2	67.7 (1219 pts)
FG%	.425	.428 (421-984)
3-Pt FG%	.330	.315 (92-292)
FT%	.675	.641 (285-444)
Turnovers/game	11.4	12.2 (220)

* Stats do not include GW game

WORKING OVERTIME: Prior to his injury, **Lamarr Kimble** played a lot of minutes this year, making up for the loss of **Shavar Newkirk**. Kimble was averaging 37.4 minutes per game, a number which still ranks fourth in the nation. In conference games, he was doing all he could, 39.8 minutes per game, the highest in the league. Kimble played all 40 minutes seven times this year, including a career-high 50 in the double-overtime game with Fordham.

CHARLIE IN CHARGE: **Charlie Brown** had a key stretch in the La Salle win in which he had 10 points in a span of four minutes when the Explorers had taken the lead. The freshman ended that run with two free throws

that tied the game with 6:19 to play. Brown, who finished the game with 15 points and made 7-of-8 from the foul line, has scored double figures 23 times this year. He reached a career-high with 22 points in the double-overtime loss to Fordham.

HANDS OFF: As they have in the past few years, the Hawks are limiting their personal fouls and now average 17.6 per game. They are third in the A-10 and 72nd in the nation in fewest fouls (530) and have only had eight disqualifications this year.

REVERSAL OF FORTUNE: The Hawks broke their four-game streak of shooting 60 percent or less from the foul line at Dayton. The team converted a season-best 92.3 percent from the line, led by **Lamarr Kimble's** 7-for-8 effort.

TALE OF TWO HALVES: SJU staked an 18-point lead in the first half at St. Bonaventure, shooting 6-of-11 from three-point range, and 54.8 percent from the field. The Hawks went cold in the second half, making just 8-of-29 field goals and 1-of-11 three-point attempts, en route to the loss.

AT THE LINE: Saint Joseph's performance from the foul line aided the win over Penn, as the Hawks connected on a season-high 31 free throws. The 72.1 percent effort was the best since the Hawks shot 78.3 percent at Illinois State, but the 92.3 percent at Dayton is a season best.

DOUBLE-UP: **James Demery** recorded the first double-double of his career with 19 points and a career-high 11 rebounds at Massachusetts. It was the first SJU double-double since DeAndre' Bembry posted one against Oregon in the NCAA Tournament last March. Demery had the second of his career with 13 points and 10 rebounds against La Salle and now has three after posting 17 points, 11 rebounds at VCU.

EXTRA TIME: The Fordham game on Feb. 4 marked the first double-overtime contest for SJU since Feb. 29, 2012, a loss at St. Bonaventure. With a thin bench, the Hawks have logged many minutes this year and they certainly did against Fordham. **Lamarr Kimble** played all 50 and **Charlie Brown** (46), **James Demery** (44) and **Markell Lodge** (36) each established new career-highs for minutes played.

CHANGE FOR CHARLIE: Senior **Brendan Casper** made the first start of his career against Fordham in place of **Charlie Brown**, who was late for an academic appointment. The few minutes on the bench might have energized Brown as he scored nine points in two minutes, hitting three three-pointers once he entered the game. The freshman finished the contest with a career-high 22 points, while hitting a personal-best six three pointers, which is the most for a Hawk this year.

START IT UP: Injuries and illnesses have shaken up the starting lineup all year, with the Hawks using eight different starting lineups. **Chris Clover** has started in place of **Shavar Newkirk** while **James Demery** returned to the starting lineup at Fordham for **Nick Robinson**, who replaced Demery while he was sidelined. Robinson was back as a starter at point guard for **Lamarr Kimble**. Here's a rundown of the Hawks' starting lineups this season with the number of games: (current in bold)

- Kimble, Newkirk, Brown, Demery, Lodge - 1 game
- Kimble, Newkirk, Brown, Robinson, Lodge - 11 games
- Kimble, Clover, Brown, Robinson, Lodge - 1 game
- Kimble, Clover, Casper, Robinson, Lodge - 1 game
- Kimble, Brown, Casper, Robinson, Lodge - 1 game
- Kimble, Clover, Brown, Demery, Lodge - 9 games
- Clover, Casper, Brown, Demery, Lodge - 1 game
- Robinson, Clover, Brown, Demery, Lodge - 5 games

CHARTING CHARLIE: **Charlie Brown** has been named the Atlantic 10 Rookie of the Week three times this season.

FROM THE ARC: There's a big disparity in the Hawks' three-point shooting and that of their opponents. SJU's foes have outscored the Hawks, 819-504 from the three-point line. Saint Joseph's is converting 32.2 percent of its three-point attempts while the opponents are hitting 35.1 percent. Saint Joseph's is averaging 17.4 three-point field goal attempts per game, while the opponents are taking 25.9 threes per game. The Hawks rank 319th in the nation in total three-pointers made (168).

LEAPING LODGE: **Markell Lodge** has been using his tremendous leaping ability to become an offensive weapon for the Hawks in his first season of significant playing time. The redshirt sophomore scored a career-high 11 points at UMass, on 5-of-6 shooting with either layups or dunks. Lodge went 5-for-5 against St. Bonaventure to scored 11 points. He's converting 75.9 percent from the field this year and has scored in double figures four times.

GIVEAWAYS: Coming off an impressive game against GW when they had only three turnovers, the tide turned quickly on the Hawks at Rhode Island as SJU gave the ball away a season-high 17 times. Saint Joseph's matched that number with 17 vs. Richmond and followed that with 16 at Massachusetts. They decreased the number against Penn, committing only seven, for the first time in six games that the Hawks had single-digit turnovers. SJU ranks fourth in the league and 66th in the nation in fewest turnovers (362).

HE'S BACK: **James Demery** missed 10 games with an injury and returned to action against GW and posted his first double-figure game with 17 points and eight rebounds at Rhode Island. Demery returned to the starting lineup at Fordham and responded with a career-high 27 points to go along with six rebounds, followed by a 16-point, six-rebound effort vs. George Mason. Demery was a starter as a freshman and was the sixth man for the 2016 A-10 champion team. His return gave SJU's defense a boost as he is regarded as the team's best defender. He's scored double figures 15 times this year and has three double-doubles.

KIMBLE IN THE CLUTCH: **Lamarr Kimble** had repeatedly shown that he's the Hawks' go-to guy in the clutch and in fact, showed that a few times in the Fordham game. He made a three-pointer with :07 left in regulation to put the Hawks ahead, but Fordham tied it with a last-second layup. Kimble sent the game into the second overtime with a pair of free throws at :05 of the first overtime. With :07 left in the second overtime, he made two free throws to tie the game again, but Fordham hit the game-winning three at the buzzer. Kimble has one game-winning shot this season, as he hit a short jumper with 15.8 seconds to go to lift the Hawks over La Salle, 73-72, on Jan. 28. It was the second of his career as his three-pointer in overtime helped defeat Temple on Dec. 13, 2015.

DEVASTATING BLOW: Junior **Shavar Newkirk** has been out for the season after suffering a torn ACL in his left knee in the win over GW (Dec. 30) and had surgery. Newkirk keyed the Hawks' comeback from 12 points down in the first half, and was about to score his sixth straight point on a fast break, when he went down with the non-contact injury. He finished the game with 10 points and SJU won, 68-63. Newkirk was the Hawks' leading scorer, averaging 20.3 points through 12 games, and had scored 20-plus points in eight games, reaching a new career-high of 28 points. Newkirk topped the Hawks in free-throw percentage (.847) and averaged 3.5 assists per game, while hitting 46.6 percent of his field goal attempts.

THE GOOD GUY: Phil Martelli received the "Good Guy Award" from the Philadelphia Sports Writers Association on Feb. 3 at the 113th annual PSWA banquet. Martelli, always helpful and accessible to the media in good times and bad, capped off a strong 2015-16 season by storming through the Atlantic 10 Tournament, to win the Hawks' second title in three years and earn an eighth seed in the NCAA Tournament. The Hawks then defeated No. 9 Cincinnati for their first NCAA Tournament win since 2004 before bowing to Oregon in the second round, finishing at a stellar 28-8. The conference title was the second in the last three years for Martelli, a four-time A-10 Coach of the Year.

HAWK LEGEND: Former SJU standout Pat Carroll '05 was named to the 2017 Atlantic 10 Legends Class, and will be honored at the A-10 Semifinals on March 11. Established in 2013, the Legends program recognizes men's and women's basketball student-athletes and coaches who have made a lasting impact on their respective basketball programs and institutions. Carroll made his mark as one of the finest perimeter shooters in SJU and Atlantic 10 history and remains the conference's all-time leader in career three-point field goal percentage (45.4). Carroll closed out his career in 2005 with his finest season, averaging 18.3 points to be named the Atlantic 10 Co-Player of the Year, while helping the Hawks to berths in the title games of the A-10 and NIT.

BIG HONOR: Saint Joseph's great Jameer Nelson is among the seven individuals who will be inducted into the Big 5 Hall of Fame this year. Joining Nelson in the Class of 2017 are: Carlene Hightower (La Salle), Ibrahim Jaaber (Penn), Lynn Greer (Temple), Randy Foye (Villanova), George Raveling (Villanova), and Philadelphia Inquirer sportswriter Bill Lyon. The Hall of Fame induction ceremony will take place at the Palestra on April 17. Nelson is Saint Joseph's all-time leader in points (2,094) and assists (713) in a career that spanned from 2000 to 2004. He was the Consensus National Player of the Year in 2004 as he led the Hawks to a best-ever 30-2 season, which included a number-one ranking, 27 straight wins, a top seed in the NCAA Tournament and a berth in the NCAA Elite Eight.

LONGTIME HAWK: Assistant coach Mark Bass is the nation's third longest-tenured assistant coach at one school with 18 years. He is tied with Brian Dutcher of San Diego State. The only assistants who have been at one place longer are Mike Hopkins of Syracuse (21) and Brian Ayers of Belmont (19).

MAGIC NUMBER: The victory over Fordham was the 200th Atlantic 10 win of Phil Martelli's career. Martelli owns the most conference wins (202) of any active coach, and the second most all-time in the league behind Temple's John Chaney (296).

NO "I" IN TEAM: The GW win was a team effort in the second half as the Hawks rallied without Shavar Newkirk as everyone chipped in. Among those contributing were Chris Clover, who scored seven points in 13 minutes of action in the second half, and Nick Robinson, who had a key steal and rebound in the final 30 seconds to preserve the win.

WELL-GUARDED: Prior to Shavar Newkirk's injury, Saint Joseph's backcourt of Newkirk and Lamarr Kimble had combined to score 49 percent of the Hawks' 641 points and both exceeded their career-highs this year. Newkirk had a career-high 28 points in the opener vs. Toledo, with Kimble bettering his career-high by scoring 16 points. Kimble then increased his personal best vs. Columbia with 19 points, and again with 26 points against Loyola Chicago. Newkirk had recorded 20-plus points in eight of 12 games this year.

FRESH APPROACH: Sophomore tri-captain Lamarr "Fresh" Kimble started the season bettering his career-high for the third time in three games with 26 points vs. Loyola Chicago. Kimble shot 10-for-17 from the field and made a personal best five three-pointers. It marked the first 20-plus point game of his career. He had four on the season after scoring 24 points in two overtimes versus Fordham.

DERAILED: The loss of a team's leading scorer to injury is devastating enough, but Shavar Newkirk's was even more disappointing as he was having an All-League season, with career-best numbers. His performance was reminiscent of Isaiah Miles' from last season, when he was one of the most improved players in the nation. Miles had increased his scoring average by seven points up to 18.1 per game; Newkirk had an even bigger increase in his scoring average, from 8.0 points to 21.2 per game.

BAUMANN'S BOARDS: Graduate student Javon Baumann came up big for the Hawks in the win at Drexel. He was 3-for-3 from the field and recorded a new career-high of nine rebounds while playing a season-high 22 minutes. Baumann and senior Brendan Casper are the last of six Hawks who own two Atlantic 10 Championship rings.

RALLY CAPS: The win over George Washington marked the largest deficit overcome by the Hawks for a victory this season. SJU trailed by 12 points in the first half but cut it to six at halftime, before taking their first lead in the second half. Saint Joseph's also overcame an 11-point deficit at Drexel early this season.

BIG BOARDS: Saint Joseph's dominated the boards at Princeton, outrebounding the Tigers, 58-34, in total rebounds and 19-7 on the offensive glass. It was the most total rebounds for SJU since the Hawks had 50 at St. Bonaventure on Jan. 14, 2009.

CHARGE IT: Senior Brendan Casper has a knack this year for taking charges and has taken them in multiple games all season long. He had a season-high three in the Rhode Island game on March 1.

A-10 ACCOLADES: Shavar Newkirk was named the Atlantic 10 Co-Player of the Week for Nov. 14, marking his first conference honor. Newkirk scored a career-high 28 points and grabbed a personal best seven rebounds in the Hawks' season-opening win over Toledo. He was also named the Big 5 Co-Player of the Week on Dec. 12, for the first time in his career.

AN OLDER PRESENCE: Phil Martelli cited the play of graduate student Javon Baumann in the Columbia win. Baumann played 16 minutes and topped the team with six rebounds. "I thought Javon (Baumann) was very good with six rebounds in 16 minutes. He guards like an older guy."

YOUNG GUNS: With freshmen Charlie Brown and Nick Robinson in the starting lineup this season, it was the youngest group of starters under Phil Martelli since 2010-11 when Langston Galloway, C.J. Aiken and Daryus Quarles started as freshmen.

BANNER YEAR: The Hawks entered the year coming off of one of the best seasons in school history, which saw them go 28-8 and win their third Atlantic 10 Championship in two seasons. SJU was led by A-10 and Big 5 Player of the Year DeAndre' Bembry, and Isaiah Miles, the Most Improved Player in the A-10 and Big 5. Saint Joseph's was the third most improved team in the nation and the 28 victories were the second best in school history, behind only the 2003-04 NCAA Elite Eight squad, which went 30-2.

DEAN OF COACHES: Now completing his 22nd season as Saint Joseph's head coach, **Phil Martelli** is the dean of A-10 coaches. He's the Hawks' leader in wins with a 414-292 record, and has a 202-156 record in Atlantic 10 play for the most conference wins of any active coach, and the second most all-time.

THEY'RE BACK: Although Saint Joseph's returned 12 players from last year's A-10 champion team, only four of them averaged double-figure minutes during that season. **Shavar Newkirk** was the lone starter returning while **James Demery** and **Lamarr Kimble** were the other two players seeing significant playing time, making key contributions off the bench.

DOUBLE DOWN: This marked the first time in **Phil Martelli's** career that he entered the season without a returning double figure scorer. The Hawks lost Isaiah Miles (18.1), DeAndre' Bemby (17.4) and Aaron Brown (10.4) from last year's 28-8 team. SJU's leading returning scorers were **James Demery** (8.1) and **Shavar Newkirk** (8.0).

RARING TO GO: Redshirt sophomore **Markell Lodge** was a starter in all 30 games this year with a career-best 17.9 minutes per game. He saw limited action in 2015-16 after sitting out 2014-15. A 6-8 forward from Pace Academy (N.C.), Lodge owns a vertical leap of 39 inches, which is the highest in the program's history.

FROM THE START: **Charlie Brown** became the fourth freshman in four years to be in the starting lineup on opening day. **Pierfrancesco Oliva** was a starter in 30 games last year. Previous freshman starters were **DeAndre' Bemby** with all 34 games in 2013-14 and **James Demery** with 29 games in 2014-15.

HARD WORK PAYS OFF: Senior tri-captain **Brendan Casper** was awarded a scholarship for the 2016-17 academic year. Casper joined the Hawks as a walk-on as a freshman in 2013-14 and previously earned a scholarship for the Spring 2016 semester.

ON THE SIDELINES: The Hawks suffered a blow over the summer when **Pierfrancesco Oliva** had surgery in late June to repair an osteochondral defect in his right knee, a chronic condition that was aggravated in post-season workouts. After post-surgery evaluation throughout the summer, it was determined that he will need close to a year of rehabilitation. The 6-8 forward from Taranto, Italy, was a starter in 30 games for the 2016 Atlantic 10 Champion Hawks. He averaged 4.0 points and 3.7 rebounds.

HAWK CAPTAINS: Graduate student **Javon Baumann**, senior **Brendan Casper** and sophomore **Lamarr Kimble** were voted as tri-captains by their teammates. Kimble is the second sophomore in the past three seasons to earn the distinction, and is the third sophomore in school history to serve as a captain. The first sophomore captain was Joe Oakes, who captained the famed "Mighty Mites" team in 1936-37.

A NEW MAN: **Jai Williams** has lost close to 60 pounds since coming to campus in 2013-14. He redshirted that season to further his development and has seen limited action in the past two years. Williams was down to 240 pounds entering this season.

PRESEASON PICK: Saint Joseph's was picked to finish ninth in the Atlantic 10 Preseason Poll, as voted on by media and the league's coaches. Last year the Hawks were picked seventh and finished fourth in the league standings before winning the A-10 Championship.

HOME SWEET HOME: This marks the eighth season of Michael J. Hagan '85 Arena. The arena was dedicated in October 2009 after a two-year

expansion and renovation of Alumni Memorial Fieldhouse, which was the home of the Hawks since 1949. Saint Joseph's owns a 70-40 record in the seven seasons of Hagan Arena, but a 389-121 overall record in 66 years of Hagan Arena/Alumni Memorial Fieldhouse. SJU is currently 5-8 on campus. The win over Penn is reflected in this year's record as a "home" game, giving SJU a 6-7 home mark.

SIGN THEM UP: **Phil Martelli** announced that Taylor Funk and Anthony Longpre signed National Letters of Intent during the early-signing period, and will attend SJU beginning next Fall. Funk is a 6-8 forward from Manheim Central High School (Pa.), who averaged 21.3 points per game as a junior. Longpre, a 6-10 forward, is originally from Canada but attends Glenelg Country School (Md.), where he averaged 12.7 points and 10.0 rebounds last year.

NBA HAWKS: Saint Joseph's is well-represented in the NBA with three current players. Last season's A-10 Player of the Year DeAndre' Bemby is in his first year in the league, having been drafted 21st overall by the Atlanta Hawks. Langston Galloway is in his second year in the NBA and is now with the New Orleans Pelicans after starting his career in 2014-15 with the New York Knicks. Jameer Nelson marks his 13th year in the NBA this season as a member of the Denver Nuggets.

CRADLE OF COACHES: The Saint Joseph's coaching connection is an impressive one. A total of seven Saint Joseph's graduates have gone on to become head coaches in the NBA, and SJU is tied with Illinois for second on the list of universities with alums that have served as NBA head coaches. Indiana tops the list with 11 graduates that have coached in the league. Jim O'Brien was the most recent NBA head coach, and his last year with the Indiana Pacers was in 2010-11. He has since returned to the NBA as an assistant coach with the Philadelphia 76ers. Below is the list of former Hawks who have held positions as NBA head coaches:

Player (Class)	NBA Teams	W-L (yrs.)
Jack Ramsay ('49)	Phila., Buf., Port., Ind.	864-783 (21)
Jim Lynam ('63)	L.A. Clippers, Phila., Wash.	328-392 (10)
Matt Guokas ('67)	Phila., Orlando	230-305 (7)
Paul Westhead ('61)	L.A. Lakers, Chicago, Denver	183-224 (6)
Jack McKinney ('57)	L.A. Lakers, Indiana	135-205 (5)
George Senesky ('43)	Philadelphia	119-97 (3)
Jim O'Brien ('74)	Indiana, Phila., Boston	303-327 (8)

KEEPING IT IN THE FAMILY: **Phil Martelli's** staff consists of two former Hawk players. Assistant coach **Mark Bass**, now in his 18th year, was a junior on Martelli's first team in 1995-96, and as a senior, helped the Hawks reach the NIT Final in 1997. Assistant coach **Geoff Arnold** played for the Hawks from 1982 to 1986, and was a member of the 1986 Atlantic 10 championship team. Arnold was a member of Martelli's coaching staff for one season in 1995-96, and then returned to Hawk Hill at the start of the 2008-09 season.

LOOKING AHEAD: A win over Massachusetts will advance the Hawks to the Second Round on Thursday against fifth-seeded St Bonaventure at 2:30 p.m. in a national telecast on NBCSN.

FREE THROW SHOOTING

Final 5:00 of game (regulation only)

Player	FTM	FTA	Pct.
Shavar Newkirk	19	21	.905
Charlie Brown	19	22	.863
Gerald Blount	3	4	.750
Chris Clover	8	11	.727
Lamarr Kimble	19	27	.703
James Demery	19	28	.679
Jai Williams	3	5	.600
Nick Robinson	13	24	.542
Brendan Casper	3	7	.428
Markell Lodge	1	3	.333
Kyle Thompson	1	4	.250
Javon Baumann	1	8	.125
Totals	107	158	.677

Final 1:00 of game (regulation only)

Player	FTM	FTA	Pct.
Shavar Newkirk	7	7	1.000
Jai Williams	2	2	1.000
Gerald Blount	2	2	1.000
Charlie Brown	5	6	.833
Lamarr Kimble	10	13	.769
Brendan Casper	3	5	.600
James Demery	4	7	.571
Nick Robinson	7	15	.467
Chris Clover	1	2	.500
Kyle Thompson	1	4	.250
Javon Baumann	0	1	.000
Markell Lodge	0	1	.000
Totals	42	64	.656

HAWKS IN THE A-10 STATS

(thru games of March 1)

	Category	All	A-10
Charlie Brown	Scoring	24th	20th
	Rebounding	20th	--
	FT Pct.	14th	15th
	3FG Pct.	15th	--
	3FG Made	8th	3rd-T
	Blocks	--	12th
James Demery	Minutes	10th	7th
	Scoring	--	16th
	Rebs	--	13th
	Def. Rebs	--	10th
Lamarr Kimble	Scoring	11th	--
	Assists	6th	--
	Minutes	2nd	--
Markell Lodge	Blocks	11th	11th
	Off. Rebs	19th	15th
TEAM	Category	All	A-10
	Scoring Off	11th	12th
	Scoring Def	12th	11th
	Scoring Marg	12th	12th
	FT Pct.	14th	14th
	FG Pct.	11th	13th
	FG Pct. Def	9th	5th
	3FG Pct.	13th	12th
	3FG Pct. Def	7th	7th
	Reb. Offense	7th	7th-T
	Reb. Defense	9th	11th
	Reb. Margin	6th	9th
	Blocks	8th	7th
	Assists	14th	14th
	Steals	14th	14th
	TO Marg	7th	8th
	Ast/TO Ratio	12th	12th
	Off. Rebs	5th	4th
	Def. Rebs	9th	9th
	Def. Reb. Pct.	4th	5th
	Off. Reb. Pct.	6th	7th
	3FG Made	13th	14th

THE LAST TIME . . .

SAINT JOSEPH'S . . .

Won in overtime	66-65 at Temple, 12/13/15
Lost in overtime	70-60 vs. St. Bonaventure, 2/21/15
Won in double overtime	83-81 over Lafayette, 12/29/00
Lost in double overtime	86-83 to Fordham, 2/4/17
Won in triple overtime	92-86 over Rhode Island, 1/10/09
Played a Top 10 opponent	88-57 loss at #2 Villanova, 12/3/16
Played a ranked opponent	88-57 loss at #2 Villanova, 12/3/16
Defeated a Top 10 opponent	71-66 win over #8 Xavier, 3/6/08
Defeated a Top 25 opponent	79-70 win over #15/13 Dayton, 2/17/16
Was ranked in the Top 25	#25 by USA Today, 3/14/16
Won by 50 points or more	114-63 (51 pts) over St. Bonaventure, 1/24/04
Won by 40-49 points	82-42 (40 pts) over Penn, 1/19/08
Won by 30-39 points	81-44 (37 pts) over Rhode Island, 3/6/13
Won by 20-29 points	92-63 (29 pts) over Lafayette, 12/22/16
Scored 100 points or more	114-63 win over St. Bonaventure, 1/24/04
Scored less than 50 points	60-49 loss to St. Bonaventure, 3/12/15
Shot 60 percent or better	64.8% vs. VCU, 3/13/16
Shot 50-59 percent	52.8% at Fordham, 1/7/17
Shot under 30 percent	25.5% vs. St. Bonaventure, 3/12/15
Made 10 or more 3-point field goals	11 vs. Fordham, 2/4/17
Did not make any 3-point field goals	0 vs. Massachusetts, 2/26/09
Totaled 50 or more rebounds	58 at Princeton, 12/14/16
Had less than 25 rebounds	19 at La Salle, 2/16/13
Totaled 20 or more assists	21 vs. Saint Louis, 2/28/16
Had 20 or more turnovers	20 at #20 VCU, 1/10/15
Had 15 or more steals	15 vs. Lehigh, 12/20/09
Had 10 or more blocks	10 at Duquesne, 1/12/13
Had 4 players in double figures	at La Salle, 2/18/17
Had 5 players in double figures	vs. St. Bonaventure, 2/22/17

A SAINT JOSEPH'S PLAYER . . .

Scored 40 or more points	47, Tony Costner vs. Alaska-Anchorage, 12/30/83 **
Scored 30 or more points	30, DeAndre' Bembry vs. VCU, 3/13/16
Scored 25-29 points:	25, Lamarr Kimble at Dayton, 2/7/17
Scored 20-24 points:	21, James Demery vs. St. Bonaventure, 2/22/17
Made 8 or more 3-point field goals:	10, Langston Galloway vs. Fordham, 2/22/14 **
Made 10 or more free throws:	11, Isaiah Miles vs. Virginia Tech, 12/22/15
Shot 100 percent from the field (min. 5 md)	6-for-6, Ronald Roberts, Jr. vs. VCU, 3/16/14
Attempted 15 or more free throws:	15, DeAndre' Bembry vs. Drexel, 11/13/15
Attempted 20 or more field goals:	21, DeAndre' Bembry vs. Rhode Island, 1/10/16
Had 10-19 rebounds:	11, James Demery at Massachusetts, 1/18/17
Had 20 or more rebounds:	20, Ahmad Nivins vs. Rhode Island, 1/10/09
Had 10 or more blocks:	10, Dwayne Jones vs. St. Bonaventure, 3/19/05
Had 5-9 blocks:	5, Javon Baumann at La Salle, 1/27/15
Had 5 or more steals:	5, DeAndre' Bembry at La Salle, 1/27/15
Had 10 or more assists:	12, Halil Kanacevic at Penn, 1/18/14
Had a double-double:	James Demery (17 pts, 11 rebs) at VCU, 2/14/17
Had a triple-double:	Dwayne Jones (11 pts, 11 rebs, 10 blk) vs. St. Bonaventure, 2/19/05
Played 40 minutes (in regulation):	Chris Clover at Duquesne, 3/4/17

AN OPPONENT . . .

Scored less than 50 points	42 by Loyola Maryland, 12/9/14
Scored less than 40 points	35 by Yale, 11/12/12
Shot under 30 percent	28.3% by Loyola Maryland, 12/9/14
Shot 60 percent or better	63.5% by St. Bonaventure (3/2/16)
Scored 100 points or more	104 by Iona, 11/23/11

** Denotes school record

HAWKS BY THE NUMBERS

SJU's Record in Games....

Decided by 5 points or less	5-5
Decided by 6-10 points	2-7
Decided by 11 points or more	4-8
Played during the day	3-6
Played at night	8-11
Televised	4-18
Home	5-7
Away	4-10
Neutral	2-2
In Overtime	0-0
In November	3-3
In December	4-2
In January	3-6
In February	0-7
In March	1-1
In white uniforms	8-7
In crimson uniforms	3-11
When winning the opening tip-off	7-13

SJU's Record When Scoring....

Less than 60 points	0-4
60-69 points	2-8
70-79 points	7-5
80-89 points	1-2
90-99 points	1-0

SJU's Record When Allowing....

Less than 60 points	2-0
60-69 points	6-4
70-79 points	3-6
80-89 points	0-8
90-100 points	0-1

SJU's Record When....

Leading at the half	7-4
Trailing at the half	4-13
Tied at the half	0-2

SJU's Record When Shooting...

50% or better	3-0
Less than 50%	8-19
Less than 30%	0-0
Better than opponent	8-2
Worse than opponent	3-17

SJU's Record When...

Outrebounding opponent	5-8
Outrebounded by opponent	5-10
Equal rebounds as opponent	1-1
Committing fewer TOs than opponent	8-9
Committing more TOs than opponent	3-9
Equal TOs as opponent	0-1
Committing 14 or fewer TOs	8-12
Committing 15 or more TOs	3-7
Newkirk scores double figures	7-5
Kimble scores double figures	10-10
Brown scores double figures	6-17
Demery scores double figures	5-9
Four players score double figures	6-3
Five players score double figures	0-1

MISCELLANEOUS STATS

Largest winning margin: 29 vs. Lafayette
Largest lead in a game: 26 vs. Columbia
Largest margin of defeat: 31 at Villanova
Largest deficit in a game: 34 at Villanova
Largest deficit overcome to win: 12 vs. GW
Largest winning margin lost: 18 at St. Bona.

THE HAWK

One of the most famous mascots in college sports, the Saint Joseph's Hawk celebrates its 60th anniversary in 2015-16.

The Hawk is best known for staying in constant motion by flapping its wings throughout every basketball game and representing the Saint Joseph's motto, "The Hawk Will Never Die".

The idea for the Hawk as a mascot was originated by Jim Brennan during the 1954-55 season. Brennan, an ex-Marine and SJU cheerleader, at first wanted to secure an actual hawk, but later switched to the costume idea. The student government raised the 120 dollars needed to buy the initial costume, which Brennan donned for three years. He made his debut as the Hawk on January 4, 1956, a 69-56 win over La Salle at the Palestra. The Hawk has not missed a men's basketball game since that first season.

In addition to the constant flapping, the Hawk is also recognized by its "flying" in figure eights around the court during timeouts. The constant motion, coupled with the scrappy play of the University's athletic teams, helped to spawn the school's familiar slogan "The Hawk Will Never Die!" A few years ago, ESPN used a "flap-o-meter" on the national telecast of a Saint Joseph's game to estimate that the Hawk flaps its wings 3,500 times during a regulation game.

The Hawk is unique because it is one of the few mascots in the nation that travels to every game, and the student who holds the position gains a tuition scholarship. The student, who is selected through an interview process during the previous spring semester, also serves as a team manager for the men's basketball team and travels with the squad.

Timmy Parks becomes the 37th student to wear the wings in 2015-16. He is a junior accounting major from Wilmington, Del.



ON THE AIR

TV: Saint Joseph's will have a strong television presence in 2016-17, with a total of 19 games scheduled for national television coverage. (Complete schedule on page 2)

RADIO: Saint Joseph's University will partner with a pair of Philadelphia radio stations to broadcast all 30 regular-season men's basketball games this year, with the games being aired on either 610 Sports and WTMR AM 800, with the exception of two games (Feb. 7, 14) that will air on 97.5 The Fanatic (FM). The Saint Joseph's Sports Network team of Matt Martucci and Lunardi will return for their eighth season together, with Lunardi is marking his 27th year as the Hawks' color analyst.

VIDEO STREAMING: This season, live video broadcasts of many SJU games will be broadcast through the Atlantic 10 Digital Network. A subscription is necessary. (See schedule on pg. 2)

INTERNET: Information for Saint Joseph's basketball is found at SJU's athletics website, www.SJUHawks.com with statistics, updated game notes, and live in-game statistics for all Hawk home games, and selected road games. Through Hawks All-Access, fans can follow every home game through audio streaming as well as video streaming for non-televised games. All road games are covered with audio streaming while video streaming also available for selected ones. Video features on the team will also be available on the site.

PHIL MARTELLI'S HAWK TALK RADIO SHOW: Phil Martelli's "HawkTalk" Radio Show will be held for consecutive Thursdays from 7 to 8 p.m. at JD McGillicuddy's in Havertown, Pa. The show will air from 7 to 8 p.m. on 610 Sports. The show's schedule is as follows: Jan. 5; Jan. 12; Jan. 19; Jan. 26; Feb. 2; Feb. 9; Feb. 16; Feb. 23; and March 7.

**610
SPORTS**

wtmr
AM RADIO 800

**The 97.5
FANATIC**

SAINT JOSEPH'S

The corporate title of "Saint" Joseph's University, which has been in place since Saint Joseph's was granted university status by the Commonwealth of Pennsylvania in 1979, is now the public title of the institution for all aspects of its operations.

Official reference: Saint Joseph's University
Saint Joseph's

Acceptable in headlines or informal references:
Saint Joseph's
SJU
St. Joe's

UNACCEPTABLE: St. Joseph's

For articles on the Hawks, go to
"Hawks in the News" on [SJUHawks.com](http://www.SJUHawks.com)

<http://tinyurl.com/SJUClipings1617>

Media Guide Online at [SJUHawks.com](http://www.SJUHawks.com)

<http://tinyurl.com/SJUGuide-1617>

CAREER HIGHS

#34 JAVON BAUMANN

PTS: 11 vs. Western Kentucky (11/27/14)
 REB: 9 at Drexel (12/11/16)
 AST: 2 (5x) last at La Salle (1/27/15)
 FGM: 5 vs. Western Kentucky (11/27/14)
 FGA: 6 vs. Western Kentucky (11/27/14)
 3FGM: --
 3FGA: --
 FTM: 2 (5x) last at VCU (2/14/17)
 FTA: 5 vs. Loyola Chicago (11/18/16)
 BLK: 5 (2x) last at La Salle (1/27/15)
 STL: 4 vs. Vermont (11/22/14)
 TO: 3 (3x) last vs. Richmond (2/28/15)
 MIN: 32 vs. Western Kentucky (11/27/14)

#10 GERALD BLOUNT

PTS: 2 vs. Columbia (11/14/16)
 REB: 1 (3x) last at Dayton (2/7/17)
 FGM: --
 FGA: 1 at Villanova (12/3/16)
 3FGM: --
 3FGA: --
 FTM: 2 vs. Columbia (11/14/16)
 FTA: 2 (2x) last vs. Lafayette (12/22/16)
 AST: --
 BLK: --
 STL: 1 vs. Lafayette (12/22/16)
 TO: 1 (3x) last at Dayton (2/7/17)
 MIN: 4 (2x) last at Dayton (2/7/17)

#2 CHARLIE BROWN

PTS: 22 vs. Fordham (2/4/17)
 REB: 9 vs. Penn (1/21/17)
 FGM: 7 vs. Fordham (2/4/17)
 FGA: 18 at La Salle (2/18/17)
 3FGM: 6 vs. Fordham (2/4/17)
 3FGA: 11 (2x) last at Dayton (2/7/17)
 FTM: 7 (2x) last vs. La Salle (1/28/17)
 FTA: 9 at VCU (2/14/17)
 AST: 3 vs. Lafayette (12/22/16)
 BLK: 2 (5x) last vs. St. Bonaventure (2/22/17)
 STL: 3 (2x) last vs. NC State (11/21/16)
 TO: 3 (4x) last at Duquesne (3/4/17)
 MIN: 46 vs. Fordham (2/4/17)

#3 MICHAEL BOOTH

PTS: 3 at Illinois State (12/18/16)
 REB: 2 vs. Lafayette (12/22/16)
 FGM: 1 at Illinois State (12/18/16)
 FGA: 2 vs. Lafayette (12/22/16)
 3FGM: 1 at Illinois State (12/18/16)
 3FGA: 1 (4x) last vs. Lafayette (12/22/16)
 FTM: 2 vs. Virginia Tech (12/22/15)
 FTA: 2 (2x) last vs. Virginia Tech (12/22/15)
 AST: --
 BLK: --
 STL: --
 TO: 1 (2x) last at Rhode Island (1/3/17)
 MIN: 3 vs. Lafayette (12/22/16)

#20 BRENDAN CASPER

PTS: 13 at VCU (2/14/17)
 REB: 9 (2x) last at Dayton (2/7/17)
 AST: 7 at Saint Louis (2/25/17)
 FGM: 6 at VCU (2/14/17)
 FGA: 9 (5x) last vs. Rhode Island (3/1/17)
 3FGM: 1 (3x) last at Illinois State (12/18/16)
 3FGA: 3 at Dayton (2/7/17)
 FTM: 4 (2x) last at Drexel (12/11/16)
 FTA: 5 (2x) last vs. Loyola Chicago (11/18/16)
 BLK: 1 (2x) last at Villanova (12/6/14)
 STL: 3 vs. Rhode Island (3/1/17)
 TO: 5 at Villanova (12/6/14)
 MIN: 35 at Dayton (2/7/17)

#15 CHRIS CLOVER

PTS: 21 (2x) last at VCU (2/14/17)
 REB: 5 vs. NC State (11/21/16)
 FGM: 8 at VCU (2/14/17)
 FGA: 18 at Duquesne (3/4/17)
 3FGM: 4 (2x) last at Saint Louis (2/25/17)
 3FGA: 7 at Duquesne (3/4/17)
 FTM: 8 at Duquesne (3/4/17)
 FTA: 8 at Duquesne (3/4/17)
 AST: 5 vs. La Salle (1/28/17)
 BLK: 1 vs. Fordham (2/4/17)
 STL: 2 (5x) last vs. Rhode Island (3/1/17)
 TO: 3 (3x) last vs. St. Bonaventure (2/22/17)
 MIN: 40 at Duquesne (3/4/17)

#25 JAMES DEMERY

PTS: 27 at Fordham (1/7/17)
 REB: 11 (2x) last at VCU (2/14/17)
 FGM: 10 at Fordham (1/7/17)
 FGA: 16 (2x) last vs. George Mason (1/10/17)
 3FGM: 3 at George Mason (1/13/16)
 3FGA: 4 at George Mason (1/13/16)
 FTM: 9 (3x) last vs. St. Bonaventure (2/22/17)
 FTA: 15 vs. Fordham (2/4/17)
 AST: 5 at La Salle (2/18/17)
 BLK: 2 (2x) last vs. Penn (1/21/17)
 STL: 3 (3x) last vs. Fordham (2/4/17)
 TO: 6 (2x) last at VCU (2/14/17)
 MIN: 44 vs. Fordham (2/4/17)

#22 LORENZO EDWARDS

PTS: --
 REB: 1 vs. Columbia (11/14/16)
 FGM: --
 FGA: 1 vs. Columbia (11/14/16)
 3FGM: --
 3FGA: 1 vs. Columbia (11/14/16)
 FTM: --
 FTA: --
 AST: --
 BLK: --
 STL: 1 vs. Columbia (11/14/16)
 TO: 1 vs. Columbia (11/14/16)
 MIN: 4 vs. Columbia (11/14/16)

#0 LAMARR KIMBLE

PTS: 26 vs. Loyola Chicago (11/18/16)
 REB: 9 at Fordham (1/7/17)
 FGM: 10 vs. Loyola Chicago (11/18/16)
 FGA: 18 (4x) last at Dayton (2/7/17)
 3FGM: 5 vs. Loyola Chicago (11/18/16)
 3FGA: 8 (4x) last at Dayton (2/7/17)
 FTM: 9 vs. Penn (1/21/17)
 FTA: 11 vs. Penn (1/21/17)
 AST: 10 at Dayton (2/7/17)
 BLK: 1 (6x) last vs. Richmond (1/14/17)
 STL: 3 vs. Lafayette (12/22/16)
 TO: 9 at Massachusetts (1/18/17)
 MIN: 50 vs. Fordham (2/4/17)

#23 MARKELL LODGE

PTS: 11 at Massachusetts (1/18/17)
 REB: 10 at Villanova (12/3/16)
 FGM: 5 (4x) last vs. St. Bonaventure (2/22/17)
 FGA: 7 at Rhode Island (1/3/17)
 3FGM: --
 3FGA: --
 FTM: 4 vs. Ole Miss (11/20/16)
 FTA: 5 (2x) last vs. Fordham (2/4/17)
 AST: 1 at Massachusetts (1/18/17)
 BLK: 4 vs. St. Bonaventure (2/22/17)
 STL: 1 (4x) last at Duquesne (3/4/17)
 TO: 1 (10x) last at Duquesne (3/4/17)
 MIN: 36 vs. Fordham (2/4/17)

#1 SHAVAR NEWKIRK

PTS: 28 vs. Toledo (11/12/16)
 REB: 8 at Princeton (12/14/16)
 FGM: 10 (2x) last at Drexel (12/11/16)
 FGA: 18 vs. NC State (11/21/16)
 3FGM: 4 (3x) last vs. Lafayette (12/22/16)
 3FGA: 6 (4x) last vs. Lafayette (12/22/16)
 FTM: 10 (2x) last at Illinois State (12/18/16)
 FTA: 11 (2x) last at Illinois State (12/18/16)
 AST: 9 vs. Villanova (12/1/15)
 BLK: 2 at Gonzaga (11/19/14)
 STL: 4 (2x) last at Princeton (12/14/16)
 TO: 7 at Illinois State (12/18/16)
 MIN: 39 at Drexel (12/11/16)

#5 NICK ROBINSON

PTS: 14 vs. Richmond (1/14/17)
 REB: 8 (2x) last vs. Richmond (1/14/17)
 FGM: 5 vs. Massachusetts (2/11/17)
 FGA: 10 vs. Massachusetts (2/11/17)
 3FGM: 2 vs. Temple (11/30/16)
 3FGA: 4 at Drexel (12/11/16)
 FTM: 5 (3x) last vs. Fordham (2/4/17)
 FTA: 7 (2x) last vs. Richmond (1/14/17)
 AST: 4 (3x) last at Duquesne (3/4/17)
 BLK: 2 (2x) last vs. Fordham (2/4/17)
 STL: 2 (2x) last at VCU (2/14/17)
 TO: 4 (2x) last at Rhode Island (1/3/17)
 MIN: 38 at Dayton (2/7/17)

#21 KYLE THOMPSON

PTS: 2 vs. Loyola Maryland (12/9/14)
 REB: 2 vs. Illinois State (12/19/15)
 FGM: 1 vs. Loyola Maryland (12/9/14)
 FGA: 1 (5x) last at Rhode Island (1/3/17)
 3FGM: --
 3FGA: 1 at Fordham (2/6/16)
 FTM: 1 (3x) last vs. Columbia (11/14/16)
 FTA: 2 (4x) last vs. Lafayette (12/22/16)
 AST: 1 (3x) last at Illinois State (12/18/16)
 BLK: --
 STL: --
 TO: 1 (2x) last at Fordham (1/7/17)
 MIN: 4 vs. Lafayette (12/22/16)

#13 CHRISTIAN VEGA

PTS: --
 REB: 1 (2x) last vs. Lafayette (12/22/16)
 FGM: --
 FGA: 1 (2x) last vs. Lafayette (12/22/16)
 3FGM: --
 3FGA: 1 at Villanova (12/3/16)
 FTM: --
 FTA: --
 AST: --
 BLK: --
 STL: --
 TO: 2 vs. Fordham (1/16/16)
 MIN: 2 vs. Lafayette (12/22/16)

#32 JAI WILLIAMS

PTS: 8 (2x) last at Dayton (2/7/17)
 REB: 8 (2x) last at Saint Louis (2/25/17)
 AST: 1 at La Salle (1/27/15)
 FGM: 4 at Dayton (2/7/17)
 FGA: 5 vs. Rhode Island (3/1/17)
 3FGM: --
 3FGA: --
 FTM: 4 vs. NC State (11/21/16)
 FTA: 4 (2x) last at Duquesne (3/4/17)
 BLK: 2 at Saint Louis (2/25/17)
 STL: 2 at VCU (2/14/17)
 TO: 2 (5x) last at La Salle (2/18/17)
 MIN: 25 vs. La Salle (1/28/17)

SEASON HIGHS

#34 JAVON BAUMANN

PTS: 6 at Drexel (12/11/16)
 REB: 9 at Drexel (12/11/16)
 AST: 1 vs. NC State (11/21/16)
 FGM: 3 at Drexel (12/11/16)
 FGA: 4 vs. George Washington (12/30/16)
 3FGM: --
 3FGA: --
 FTM: 2 vs. Loyola Chicago (11/18/16)
 FTA: 5 vs. Loyola Chicago (11/18/16)
 BLK: 3 vs. Massachusetts (2/11/17)
 STL: 2 (2x) last vs. George Mason (1/10/17)
 TO: 2 (2x) last vs. Richmond (1/3/17)
 MIN: 25 vs. Loyola Chicago (11/18/16)

#10 GERALD BLOUNT

PTS: 2 vs. Columbia (11/14/16)
 REB: 1 (3x) last at Dayton (2/7/17)
 FGM: --
 FGA: 1 at Villanova (12/3/16)
 3FGM: --
 3FGA: --
 FTM: 2 vs. Columbia (11/14/16)
 FTA: 2 (2x) last vs. Lafayette (12/22/16)
 AST: --
 BLK: --
 STL: 1 vs. Lafayette (12/22/16)
 TO: 1 (3x) last at Dayton (2/7/17)
 MIN: 4 (2x) last at Dayton (2/7/17)

#2 CHARLIE BROWN

PTS: 22 vs. Fordham (2/4/17)
 REB: 9 vs. Penn (1/21/17)
 FGM: 7 vs. Fordham (2/4/17)
 FGA: 18 at La Salle (2/18/17)
 3FGM: 6 vs. Fordham (2/4/17)
 3FGA: 11 (2x) last at Dayton (2/7/17)
 FTM: 7 (2x) last vs. La Salle (1/28/17)
 FTA: 9 at VCU (2/14/17)
 AST: 3 vs. Lafayette (12/22/16)
 BLK: 2 (5x) last vs. St. Bonaventure (2/22/17)
 STL: 3 (2x) last vs. NC State (11/21/16)
 TO: 3 (4x) last at Duquesne (3/4/17)
 MIN: 46 vs. Fordham (2/4/17)

#3 MICHAEL BOOTH

PTS: 3 at Illinois State (12/18/16)
 REB: 2 vs. Lafayette (12/22/16)
 FGM: 1 at Illinois State (12/18/16)
 FGA: 2 vs. Lafayette (12/22/16)
 3FGM: 1 at Illinois State (12/18/16)
 3FGA: 1 (2x) last vs. Lafayette (12/22/16)
 FTM: --
 FTA: --
 AST: --
 BLK: --
 STL: --
 TO: 1 at Rhode Island (1/3/17)
 MIN: 3 vs. Lafayette (12/22/16)

#20 BRENDAN CASPER

PTS: 13 at VCU (2/14/17)
 REB: 9 at Dayton (2/7/17)
 AST: 7 at Saint Louis (2/25/17)
 FGM: 6 at VCU (2/14/17)
 FGA: 9 (4x) last vs. Rhode Island (3/1/17)
 3FGM: 1 (2x) last at Illinois State (12/18/16)
 3FGA: 3 at Dayton (2/7/17)
 FTM: 4 (3x) last at Princeton (12/14/16)
 FTA: 5 (2x) last at Princeton (12/14/16)
 BLK: --
 STL: 3 vs. Rhode Island (3/1/17)
 TO: 3 (3x) last vs. St. Bonaventure (2/22/17)
 MIN: 35 at Dayton (2/7/17)

#15 CHRIS CLOVER

PTS: 21 (2x) last at VCU (2/14/17)
 REB: 5 (2x) last at Saint Louis (2/25/17)
 FGM: 8 (2x) last at VCU (2/14/17)
 FGA: 18 at Duquesne (3/4/17)
 3FGM: 4 (2x) last at Saint Louis (2/25/17)
 3FGA: 7 (2x) last at Duquesne (3/4/17)
 FTM: 8 at Duquesne (3/4/17)
 FTA: 8 at Duquesne (3/4/17)
 AST: 5 vs. La Salle (1/28/17)
 BLK: 1 vs. Fordham (2/4/17)
 STL: 3 vs. Fordham (2/4/17)
 TO: 3 (3x) last vs. St. Bonaventure (2/22/17)
 MIN: 40 at Duquesne (3/4/17)

#25 JAMES DEMERY

PTS: 27 at Fordham (1/7/17)
 REB: 11 at Massachusetts (1/18/17)
 FGM: 10 at Fordham (1/7/17)
 FGA: 16 (2x) last vs. George Mason (1/10/17)
 3FGM: 2 (2x) last at Duquesne (3/4/17)
 3FGA: 3 (3x) last at Duquesne (3/4/17)
 FTM: 9 (3x) last vs. St. Bonaventure (2/22/17)
 FTA: 15 vs. Fordham (2/4/17)
 AST: 5 at La Salle (2/18/17)
 BLK: 2 vs. Penn (1/21/17)
 STL: 3 vs. Fordham (2/4/17)
 TO: 6 vs. Richmond (1/14/17)
 MIN: 44 vs. Fordham (2/4/17)

#22 LORENZO EDWARDS

PTS: --
 REB: 1 vs. Columbia (11/14/16)
 FGM: --
 FGA: 1 vs. Columbia (11/14/16)
 3FGM: --
 3FGA: 1 vs. Columbia (11/14/16)
 FTM: --
 FTA: --
 AST: --
 BLK: --
 STL: 1 vs. Columbia (11/14/16)
 TO: 1 vs. Columbia (11/14/16)
 MIN: 4 vs. Columbia (11/14/16)

#10 LAMARR KIMBLE

PTS: 26 vs. Loyola Chicago (11/18/16)
 REB: 9 at Fordham (1/7/17)
 FGM: 10 vs. Loyola Chicago (11/18/16)
 FGA: 18 (3x) last at Dayton (2/7/17)
 3FGM: 5 vs. Loyola Chicago (11/18/16)
 3FGA: 10 at Dayton (2/7/17)
 FTM: 9 (2x) last vs. Fordham (2/4/17)
 FTA: 11 vs. Penn (1/21/17)
 AST: 10 at Dayton (2/7/17)
 BLK: 1 (3x) last vs. Richmond (1/14/17)
 STL: 3 vs. Lafayette (12/22/16)
 TO: 9 at Massachusetts (1/18/17)
 MIN: 50 vs. Fordham (2/4/17)

#23 MARKELL LODGE

PTS: 11 at Massachusetts (1/18/17)
 REB: 10 at Villanova (12/3/16)
 FGM: 5 (4x) last vs. St. Bonaventure (2/22/17)
 FGA: 7 at Rhode Island (1/3/17)
 3FGM: --
 3FGA: --
 FTM: 3 vs. Temple (12/3/16)
 FTA: 5 (2x) last vs. Fordham (2/4/17)
 AST: 1 (2x) last at Massachusetts (1/18/17)
 BLK: 4 vs. St. Bonaventure (2/22/17)
 STL: 1 (7x) last at Duquesne (3/4/17)
 TO: 1 (9x) last at Duquesne (3/4/17)
 MIN: 36 vs. Fordham (2/4/17)

#1 SHAVAR NEWKIRK

PTS: 28 vs. Toledo (11/12/16)
 REB: 8 at Princeton (12/14/16)
 FGM: 10 (2x) last at Drexel (12/11/16)
 FGA: 18 vs. NC State (11/21/16)
 3FGM: 4 (3x) last vs. Lafayette (12/22/16)
 3FGA: 6 (2x) last vs. Lafayette (12/22/16)
 FTM: 10 (2x) last at Illinois State (12/18/16)
 FTA: 11 (2x) last at Illinois State (12/18/16)
 AST: 6 vs. Ole Miss (11/20/16)
 BLK: 1 (2x) last at Drexel (12/11/16)
 STL: 4 at Princeton (12/14/16)
 TO: 7 at Illinois State (12/18/16)
 MIN: 39 at Drexel (12/11/16)

#5 NICK ROBINSON

PTS: 14 vs. Richmond (1/14/17)
 REB: 8 (2x) last vs. Richmond (1/14/17)
 FGM: 5 vs. Massachusetts (2/11/17)
 FGA: 10 vs. Massachusetts (2/11/17)
 3FGM: 2 vs. Temple (11/30/16)
 3FGA: 4 at Drexel (12/11/16)
 FTM: 5 (3x) last vs. Fordham (2/4/17)
 FTA: 7 (2x) last vs. Richmond (1/14/17)
 AST: 4 (3x) last at Duquesne (3/4/17)
 BLK: 2 (2x) last vs. Fordham (2/4/17)
 STL: 2 (2x) last at VCU (2/14/17)
 TO: 4 (2x) last at Rhode Island (1/3/17)
 MIN: 38 at Dayton (2/7/17)

#21 KYLE THOMPSON

PTS: 1 vs. Columbia (11/14/16)
 REB: 1 (3x) last at Fordham (1/7/17)
 FGM: --
 FGA: 1 (2x) last at Rhode Island (1/3/17)
 3FGM: --
 3FGA: --
 FTM: 1 vs. Columbia (11/14/16)
 FTA: 2 (2x) last vs. Lafayette (12/22/16)
 AST: 1 at Illinois State (12/18/16)
 BLK: --
 STL: --
 TO: 1 (2x) last at Fordham (1/7/17)
 MIN: 4 vs. Lafayette (12/22/16)

#13 CHRISTIAN VEGA

PTS: --
 REB: 1 vs. Lafayette (12/22/16)
 FGM: --
 FGA: 1 (2x) last vs. Lafayette (12/22/16)
 3FGM: --
 3FGA: 1 at Villanova (12/3/16)
 FTM: --
 FTA: --
 AST: --
 BLK: --
 STL: --
 TO: --
 MIN: 2 vs. Lafayette (12/22/16)

#32 JAI WILLIAMS

PTS: 8 at Dayton (2/7/17)
 REB: 8 (2x) last at Saint Louis (2/25/17)
 AST: --
 FGM: 4 at Dayton (2/7/17)
 FGA: 5 vs. Rhode Island (3/1/17)
 3FGM: --
 3FGA: --
 FTM: 4 vs. NC State (11/21/16)
 FTA: 4 vs. NC State (11/21/16)
 BLK: 2 at Saint Louis (2/25/17)
 STL: 2 at VCU (2/14/17)
 TO: 2 (2x) last at Duquesne (3/4/17)
 MIN: 25 vs. La Salle (1/28/17)

GAME RECAPS

Game 1: November 12, 2016 - Hagan Arena
SJU 77 - Toledo 76

Guards **Shavar Newkirk** and **Lamarr Kimble** combined for 44 points by each hitting career-highs to lead Saint Joseph's to a 77-76 win over Toledo in the season opener for both teams at Hagan Arena. Newkirk tallied career-highs of 28 points and seven rebounds, while Kimble scored 16 points. **James Demery** had 11 points and tied his career-high with eight rebounds for SJU. The game was a back-and-forth contest with a total of 25 lead changes in the second half. SJU took the final lead of the game, 72-71, on a putback by sophomore **Markell Lodge** with 1:42 to play. Newkirk hit a jumper at :45 to increase the Hawks' lead to its biggest of the game, 74-71, and added a pair of free throws to push it to 76-71 with 25 seconds to play. Toledo countered with a layup at :19 but Demery made one of two free throws at :11 to give the Hawks a 77-73 lead. Toledo's three-pointer at the buzzer provided the final margin.

Toledo 0-1

##	Player	tot-fg		3-pt		fg		ft		ftr		rebounds		pf	tp	a	to	blk	s	min
		fg	fga	fg	fga	ft	fta	of	de	tot	pf	tp	a							
23	TAYLOR, Jr., Steve	f	7	12	0	2	0	1	0	7	7	1	14	3	2	0	1	33		
33	GARBER, Zach	c	1	2	0	0	3	4	1	2	3	5	5	1	2	0	0	20		
01	WILLIAMS, J	g	7	13	2	4	2	2	1	1	2	5	18	1	4	0	0	26		
10	DZIERZAWSKI, D	g	6	13	1	1	0	0	0	4	4	4	13	2	4	0	0	21		
13	SANFORD, Jalen	g	2	6	2	4	3	5	1	2	3	0	9	1	3	1	1	33		
02	ADWAY, Taylor		0	0	0	0	0	0	2	0	2	2	0	1	1	0	0	6		
05	ROBERTS, Justin		0	0	0	0	0	0	0	0	0	2	0	1	0	0	0	6		
25	LAUF, Jordan		2	4	1	3	4	4	2	1	3	2	9	2	0	0	0	21		
30	KNAPEK, Luke		0	0	0	0	0	0	0	1	1	2	0	0	0	0	0	9		
35	NAVIGATO, Natee		3	11	2	8	0	0	1	7	8	2	8	0	1	1	0	25		
TEAM										3	2	5								
Totals.....			28	61	8	22	12	16	11	27	38	25	76	12	17	2	2	200		

TOTAL FG% 1st Half: 13-28 46.4% 2nd Half: 15-33 45.5% Game: 45.9% DEADBALL
3-Pt. FG% 1st Half: 5-12 41.7% 2nd Half: 3-10 30.0% Game: 36.4% REBOUNDS
F Throw % 1st Half: 10-13 76.9% 2nd Half: 2-3 66.7% Game: 75.0% 3

Saint Joseph's 1-0

##	Player	tot-fg		3-pt		fg		ft		ftr		rebounds		pf	tp	a	to	blk	s	min
		fg	fga	fg	fga	ft	fta	of	de	tot	pf	tp	a							
02	BROWN, Charlie	f	1	6	1	4	2	2	0	4	4	3	5	2	0	2	0	30		
23	LODGE, Markell	f	2	2	0	0	0	0	1	0	1	3	4	1	1	2	0	19		
25	DEMERY, James	f	5	14	0	2	1	2	2	6	8	2	11	0	4	1	1	32		
00	KIMBLE, Lamarr	g	6	14	1	3	3	6	1	1	2	1	16	3	3	0	0	36		
01	NEWKIRK, Shavar	g	9	16	3	4	7	9	1	6	7	1	28	3	1	0	1	35		
05	ROBINSON, Nick	g	2	2	1	1	2	4	0	3	3	3	7	0	1	0	1	17		
15	CLOVER, Chris	g	0	2	0	0	0	0	0	0	0	3	0	0	1	0	2	9		
20	CASPER, Brendan		0	0	0	0	0	0	0	0	0	0	0	0	0	0	0	2		
32	WILLIAMS, Jai		1	1	0	0	1	2	0	0	0	1	3	0	1	0	0	5		
34	BAUMANN, Javon		1	3	0	0	1	3	3	2	5	3	3	0	1	0	0	15		
TEAM										1	1	2								
Totals.....			27	60	6	14	17	28	9	23	32	20	77	9	13	5	5	200		

TOTAL FG% 1st Half: 12-27 44.4% 2nd Half: 15-33 45.5% Game: 45.0% DEADBALL
3-Pt. FG% 1st Half: 5-9 55.6% 2nd Half: 1-5 20.0% Game: 42.9% REBOUNDS
F Throw % 1st Half: 11-15 73.3% 2nd Half: 6-13 46.2% Game: 60.7% 8

Officials: Dwayne Gladden, Tony Crisp, Paul Szelc
Technical fouls: Toledo-None. Saint Joseph's-None.
Attendance: 4,200

Score by Periods	1st	2nd	Total
Toledo	41	35	76
Saint Joseph's	40	37	77

Game 2: November 14, 2016 - Hagan Arena
SJU 85 - Columbia 65

Lamarr Kimble scored a career-high 19 points and **Shavar Newkirk** scored 17 to lead Saint Joseph's past Columbia, 85-65. **Charlie Brown**, who scored 12 points in the first half, tallied 15 for the first double-figure game of his career, while **Chris Clover** tallied a career-high 11 points. The Hawks were playing without starting forward James Demery who suffered a stress fracture in his foot in the season opener versus Toledo. Saint Joseph's never trailed in the game and after back-to-back threes by Brown and Robinson, took a 17-6 lead in the first seven minutes. Leading 17-8, Kimble and Brown combined to score nine straight, with a dunk from Brown pushing the SJU lead to 26-11. SJU, which shot 57.6 percent from the field in the half, increased the margin to 20, 38-18, on a layup from Newkirk at 6:54. The Hawks took their biggest lead of the half, 50-27, on a three-pointer at the buzzer by **Brendan Casper**, who added seven points. The Hawks maintained the 20-plus point lead for most of the half, except for a 5-0 run by Columbia that cut the margin to 60-45 at 10:40. Saint Joseph's took its biggest lead of the contest, 78-52, on a three from Brown at 4:41.

Columbia 1-1

##	Player	tot-fg		3-pt		fg		ft		ftr		rebounds		pf	tp	a	to	blk	s	min
		fg	fga	fg	fga	ft	fta	of	de	tot	pf	tp	a							
11	MEISNER, Lukas	f	1	4	0	2	0	0	0	4	5	2	2	0	3	0	0	0	25	
33	PETRASEK, Luke	f	1	9	0	3	1	1	0	3	3	2	3	3	3	0	0	0	28	
12	SMITH, Mike	g	2	4	1	1	2	0	0	1	1	1	7	1	2	0	0	21		
20	KILLINGSWORTH,	g	6	9	3	6	2	2	2	1	3	0	17	0	1	0	0	20		
22	HICKMAN, Nate	g	5	10	4	7	0	0	0	3	3	3	14	1	1	0	0	19		
02	PANAYIOTOU, A		0	0	0	0	0	0	0	0	0	0	0	0	0	0	0	2		
03	TAPE, Patrick		1	2	0	0	3	4	1	1	2	1	5	0	0	0	1	4		
04	HUNTER, Rodney		0	0	0	0	2	2	0	0	0	1	2	0	0	0	0	10		
05	DAVIS, CJ		3	5	1	1	0	0	0	0	0	2	7	1	1	0	1	14		
10	ADLESH, Quinton		0	5	0	4	0	0	0	0	0	2	0	4	3	0	1	22		
14	JACKSON, Kendall		0	1	0	0	0	0	0	2	2	3	0	1	0	0	0	9		
21	BARBA, Peter		1	1	0	0	0	0	0	0	0	0	2	0	0	0	0	3		
24	SICA, John		0	0	0	0	0	0	0	2	2	2	0	0	0	0	0	3		
32	MCCOMBER, Chris		2	3	0	1	2	5	1	1	2	2	6	1	0	0	0	15		

52 VOSS, Conor	0	1	0	0	0	0	0	0	0	1	0	1	0	0	0	5				
TEAM								3	4	7										
Totals.....	22	54	9	25	12	16	8	22	30	22	65	13	15	0	3	200				

TOTAL FG% 1st Half: 9-28 32.1% 2nd Half: 13-26 50.0% Game: 40.7% DEADBALL
3-Pt. FG% 1st Half: 4-13 30.8% 2nd Half: 7-11 63.6% Game: 36.0% REBOUNDS
F Throw % 1st Half: 5-5 100% 2nd Half: 7-11 63.6% Game: 75.0% 3

Saint Joseph's 2-0

##	Player	tot-fg		3-pt		fg		ft		ftr		rebounds		pf	tp	a	to	blk	s	min
		fg	fga	fg	fga	ft	fta	of	de	tot	pf	tp	a							
02	BROWN, Charlie	f	6	10	3	5	0	0	0	5	5	2	15	1	1	0	1	24		
05	ROBINSON, Nick	f	2	4	1	2	0	1	1	4	5	1	5	3	1	1	2	26		
23	LODGE, Markell	f	0	0	0	0	1	2	0	3	3	0	1	0	0	2	0	16		
00	KIMBLE, Lamarr	g	7	16	0	7	5	6	0	3	3	1	19	8	1	0	0	31		
01	NEWKIRK, Shavar	g	6	12	1	5	4	4	2	1	3	3	17	4	1	0	1	30		
03	BOOTH, Michael		0	0	0	0	0	0	0	0	0	0	0	0	0	0	0	2		
10	BLOUNT, Gerald		0	0	0	0	2	2	1	0	1	0	2	0	0	0	0	3		
13	VEGA, Christian		0	0	0	0	0	0	0	0	1	0	0	0	0	0	0	1		
15	CLOVER, Chris		5	8	1	2	0	0	1	1	2	3	11	0	1	0	1	13		
20	CASPER, Brendan		3	4	1	1	0	0	0	2	2	2	7	0	1	0	1	23		
21	THOMPSON, Kyle		0	0	0	0	1	2	0	0	0	0	1	0	1	0	0	3		
22	EDWARDS, Lorenzo		0	1	0	1	0	0	1	0	1	0	0	0	1	0	1	4		
32	WILLIAMS, Jai		1	1	0	0	1	3	1	0	1	1	3	0	0	0	0	8		
34	BAUMANN, Javon		2	2	0	0	0	1	1	5	6	1	4	0	0	2	0	16		
TEAM										1	2	3								
Totals.....			32	58	7	23	14	21	9	26	35	15	85	16	8	5	7	200		

TOTAL FG% 1st Half: 19-33 57.6% 2nd Half: 13-25 52.0% Game: 55.2% DEADBALL
3-Pt. FG% 1st Half: 5-10 50.0% 2nd Half: 2-13 15.4% Game: 30.4% REBOUNDS
F Throw % 1st Half: 7-9 77.8% 2nd Half: 7-12 58.3% Game: 66.7% 1

Officials: Nathan Farrell, Kevin Fehr, Tom Morrissey
Technical fouls: Columbia-None. Saint Joseph's-None.
Attendance: 3,543

Score by Periods	1st	2nd	Total
Columbia	27	38	65
Saint Joseph's	50	35	85

Game 3: Paradise Jam - November 18, 2016
Univ. of Virgin Islands Arena - St. Thomas, USVI
SJU 71 - Loyola Chicago 57

Lamarr Kimble scored a career-high 26 points and **Shavar Newkirk** added 20 as Saint Joseph's defeated Loyola Chicago, 71-57, in the opening round of the 2016 Paradise Jam at the University of the Virgin Islands. **Charlie Brown** scored nine points and grabbed a team-high six rebounds. The Hawks led for all but a minute in the game, and fought off every Loyola run with baskets from either Kimble or Newkirk. Loyola closed to 39-35 early in the second half, but the Hawks scored seven straight that pushed SJU's lead to 45-35. Saint Joseph's took its biggest margin of the game, 53-39, at 8:33 on another three by Kimble, but saw the Ramblers cut it to 56-50 at 6:50. With the Hawks leading again by six, 60-54, at 3:35, Javon Baumann slammed home a pass from Kimble to give SJU a 62-54 lead. From there, the Hawks iced it at the foul line.

Loyola 3-1

##	Player	tot-fg		3-pt		fg		ft		ftr		rebounds
----	--------	--------	--	------	--	----	--	----	--	-----	--	----------

2016-17 SAINT JOSEPH'S BASKETBALL • 16

Game 4: Paradise Jam - November 20, 2016 Univ. of Virgin Islands Arena - St. Thomas, USVI Ole Miss 81 - SJU 68

Ole Miss defeated Saint Joseph's, 81-68, in the semifinals of the 2016 Paradise Jam. **Shavar Newkirk** had 21 points and six assists for the Hawks, hitting 7-of-11 from the field and 6-of-10 from the foul line. **Charlie Brown** scored 13 points and **Lamarr Kimble** had 10 points and a team-high seven rebounds for SJU. The Hawks didn't help themselves at the foul line, shooting just 10-for-22 in the game, while Ole Miss shot 15-for-19. Leading 41-37 at halftime, Ole Miss opened the half with a 12-5 run to take its biggest lead at that point, 53-42, at 16:15. The Hawks chipped away and after a putback by **Javon Baumann**, and a layup and then a free throw by Kimble, cut the deficit to 54-49. But Ole Miss had an answer every time, as the Rebels built their lead back to 57-49. After falling behind by double digits again, 60-50, the Hawks cut it to eight, 60-52, on free throws by Newkirk, but that would be the closest SJU would come the rest of the way. Ole Miss went on a 13-5 run to take its biggest lead of the game, 73-57, with 5:23 remaining. In the first half, after SJU had a 10-8 lead, Ole Miss went on an 11-4 run to go up 17-12. SJU had an early 28-24 lead but the Rebels regained the lead 29-28 and increased it to 32-28. Trailing 35-30, the Hawks closed to 35-33 on a three by **Nick Robinson**. The Rebels then took their biggest lead of the half, 39-33, on a three with under four minutes to play. SJU closed within 39-37 on a three by Brown before Ole Miss ended the half with a basket at the buzzer.

Saint Joseph's 3-1

		tot-fg			3-pt			rebounds										
##	Player	f	fg	fga	fg	fga	ft	fta	of	de	tot	pf	tp	a	to	blk	s	min
02	BROWN, Charlie	f	5	10	3	5	0	0	1	3	4	3	13	0	1	0	1	33
05	ROBINSON, Nick	f	1	5	1	3	1	2	0	5	5	1	4	3	4	0	1	22
23	LODGE, Markell	f	4	4	0	0	0	3	0	2	2	2	8	0	0	0	0	19
00	KIMBLE, Lamarr	g	3	13	1	6	3	6	3	4	7	2	10	4	0	0	0	37
01	NEWKIRK, Shavar	g	7	11	1	3	6	10	1	2	3	3	21	6	2	0	3	35
15	CLOVER, Chris	g	3	7	2	4	0	1	0	0	0	0	8	0	3	0	2	15
20	CASPER, Brendan	g	0	3	0	1	0	0	0	2	2	3	0	1	2	0	1	18
32	WILLIAMS, Jai	g	0	0	0	0	0	0	0	1	1	2	0	0	0	0	0	10
34	BAUMANN, Javon	g	2	2	0	0	0	0	2	3	5	3	4	0	1	0	0	11
TEAM											4	4						
Totals.....			25	55	8	22	10	22	7	26	33	19	68	14	13	0	8	200

TOTAL FG% 1st Half: 14-27 51.9% 2nd Half: 11-28 39.3% Game: 45.5% DEADBALL
3-Pt. FG% 1st Half: 6-11 54.5% 2nd Half: 2-11 18.2% Game: 36.4% REBOUNDS
F Throw % 1st Half: 3-9 33.3% 2nd Half: 7-13 53.8% Game: 45.5% 7

Ole Miss 4-0

		tot-fg		3-pt		rebounds													
##	Player	f	fg	fga	ft	fga	ft	fta	of	de	tot	pf	tp	a	to	blk	s	min	
05	HYMON, M	f	1	1	0	0	0	1	0	2	2	3	2	0	0	1	1	20	
11	SAIZ, Sebastian	f	9	13	2	2	6	8	3	9	12	4	26	0	4	0	1	33	
01	BURNETT, D	g	5	19	3	8	7	8	0	4	4	0	20	5	2	0	1	36	
02	NEAL, Cullen	g	3	8	3	7	2	2	0	2	2	0	11	3	0	0	1	34	
14	BROOKS, Rasheed	g	4	9	3	5	0	0	2	3	5	4	11	3	3	0	0	21	
00	FITZPATRICK-DORSEY	g	1	2	0	1	0	0	1	3	4	1	2	0	2	0	0	7	
03	DAVIS, Terence	g	1	6	1	3	0	0	0	1	1	4	3	2	1	2	2	19	
04	TYREE, Breein	g	0	1	0	1	0	0	0	0	0	1	0	1	0	0	0	3	
12	SILINS, Karlis	g	0	0	0	0	0	0	0	0	0	0	0	0	0	0	0	2	
50	FURMANAVICIUS, J	g	3	5	0	1	0	0	5	5	10	3	6	2	1	1	0	25	
TEAM									2	2					1				
Totals.....			27	64	12	28	15	19	13	29	42	20	81	16	14	4	6	200	

TOTAL FG% 1st Half: 14-35 40.0% 2nd Half: 13-29 44.8% Game: 42.2% DEADBALL
3-Pt. FG% 1st Half: 8-18 44.4% 2nd Half: 4-10 40.0% Game: 42.9% REBOUNDS
F Throw % 1st Half: 5-6 83.3% 2nd Half: 10-13 76.9% Game: 78.9% 1

Officials: Joe Lindsay, Justin Porterfield, Duke Edsall
Technical fouls: Saint Joseph's-None. Ole Miss-None.
Attendance: 2,755

Score by Periods 1st 2nd Total
Saint Joseph's 37 31 68
Ole Miss 41 40 81

Game 5: Paradise Jam - November 21, 2016 Univ. of Virgin Islands Arena - St. Thomas, USVI NC State 73 - SJU 63

Shavar Newkirk scored 23 points but Saint Joseph's comeback fell short as the Hawks were defeated by NC State, 73-63, in the third-place game of the 2016 Paradise Jam. Newkirk shot 10-for-18 from the field, and added six rebounds and five assists for his third consecutive 20-plus point game, while **Charlie Brown** added 14 points. SJU trailed by as much as 14 points in the second half, but came within 64-58, with 3:54 left. NC State answered with a three-point-er, but Brown followed with one to bring the Hawks within 67-61 at 3:07. With NC State leading 69-63, the Wolfpack missed three shots but the Hawks couldn't come up with a rebound or the ball after a scramble. NC State regained possession and took a 71-63 lead. A missed shot by SJU and then a turnover resulted in an NC State dunk at 1:06 that sealed the win for NC State. After NC State took its biggest lead of the game, 57-43, SJU scored seven straight to come within 57-50 and Newkirk scored four in a row to cut it to 61-54. The Hawks came out strong in the first half and took an 18-9 lead, with Javon Baumann increasing it to 20-9 with a dunk. But NC State went on a 13-0 run to take a 22-20 lead with under 4:30 to go. A pair of free throws by **Jai Williams** ended the Hawks' scoring drought, but NC State maintained a 25-22 lead. SJU remained without a field goal for close to nine minutes before Newkirk's jumper at 1:59 pulled SJU within 31-26.

Saint Joseph's 3-2

##	Player	f	fg	fga	3-pt	fg	fga	ft	fta	of	de	tot	pf	tp	a	to	blk	s	min
02	BROWN, Charlie	f	5	12	3	6	1	2	1	4	5	4	14	1	0	1	0	3	33
05	ROBINSON, Nick	f	1	5	0	1	3	4	2	3	5	4	5	0	2	0	1	0	18

23	LODGE, Markell	f	2	6	0	0	0	0	6	0	6	1	4	0	1	1	0	12
00	KIMBLE, Lamarr	g	1	15	1	7	0	0	1	3	4	0	3	2	1	0	1	38
01	NEWKIRK, Shavar	g	10	18	1	3	2	2	4	2	6	3	23	5	3	1	0	38
15	CLOVER, Chris		1	7	0	3	0	0	2	3	5	0	2	0	1	0	0	20
20	CASPER, Brendan		1	5	0	2	0	0	2	3	5	3	2	0	0	0	1	13
32	WILLIAMS, Jai		1	2	0	0	4	4	2	0	2	1	6	0	0	0	0	10
34	BAUMANN, Javon		2	3	0	0	0	0	2	2	4	1	4	1	0	1	1	18
TEAM										1	1							
Totals.....			24	73	5	22	10	12	22	21	43	17	63	9	8	4	6	200

TOTAL FG% 1st Half: 12-35 34.3% 2nd Half: 12-38 31.6% Game: 32.9% DEADBALL
3-Pt. FG% 1st Half: 1-9 11.1% 2nd Half: 4-13 30.8% Game: 22.7% REBOUNDS
F Throw % 1st Half: 5-6 83.3% 2nd Half: 5-6 83.3% Game: 83.3% 3

NC State 4-1

##	Player	f	fg	fga	3-pt	fg	fga	ft	fta	of	de	tot	pf	tp	a	to	blk	s	min
00	ABDUL-MALIK, A	f	5	8	0	1	2	2	1	9	10	4	12	1	4	2	0	29	
21	ANYA, Beejay	f	1	1	0	0	1	3	1	1	2	3	3	1	1	2	0	16	
02	DORN, Torin	g	6	9	5	6	2	2	0	4	4	1	19	1	1	0	0	40	
03	HENDERSON, T	g	5	10	3	5	2	2	2	1	3	1	15	1	2	0	0	40	
04	SMITH JR, Dennis	g	6	15	3	6	9	10	0	3	3	1	24	8	2	0	2	39	
05	HICKS, Darius	g	0	0	0	0	0	1	0	2	2	1	0	0	1	0	0	4	
11	JOHNSON, Markell	g	0	5	0	2	0	0	0	1	1	4	0	4	0	0	2	26	
22	KIRK, Shaun	g	0	1	0	1	0	0	0	1	1	1	0	0	1	0	0	6	
TEAM										2	5	7				3			
Totals.....			23	49	11	21	16	20	6	27	33	16	73	16	14	6	4	200	

TOTAL FG% 1st Half: 13-25 52.0% 2nd Half: 10-24 41.7% Game: 46.9% DEADBALL
3-Pt. FG% 1st Half: 7-11 63.6% 2nd Half: 4-10 40.0% Game: 52.4% REBOUNDS
F Throw % 1st Half: 1-4 25.0% 2nd Half: 15-16 93.8% Game: 80.0% 2

Officials: Tim Comer, Tony Crisp, Jason Porterfield
Technical fouls: Saint Joseph's-None. NC State-None.
Attendance: 2,699

Score by Periods 1st 2nd Total
Saint Joseph's 30 33 63
NC State 34 39 73

Game 6: November 20, 2016 - Hagan Arena Temple 78 - SJU 72

Obi Enechionya scored 26 points, with a three-pointer that iced the game with 1:09 left, to lead Temple to a 78-72 win over Saint Joseph's in a Big 5 game at sold-out Hagan Arena. Shavar Newkirk led SJU with 22 points, seven rebounds and five assists, Lamarr Kimble had 12 points and tied his career-high with nine assists, while freshman Nick Robinson had a season-high 11 points. With TU leading 73-69 with 2:48 to play, SJU freshman Nick Robinson hit a three-point play to pull the Hawks within 73-72. Daniel Dingle tipped in an offensive rebound at 1:35 and Enechionya blocked a Saint Joseph's shot and then hit the game-sealing three-pointer. The Hawks had a few more possessions but couldn't connect on three field goal attempts in the final minute of play. SJU trailed for most of the second half, but took a 56-55 lead at 9:16 on a three-point play by Markell Lodge. Temple quickly regained the lead and used a 9-2 run to take a 64-58 lead with 6:14 to play. SJU would pull within one point of the Owls three more times, but couldn't take the lead.

Temple 5-2, 2-0 Big 5

Game 5-7, 2-0-0-0																			
##	Player	fg	fga	fg	fga	3-pt	ft	fta	of	de	tot	pf	tp	a	to	blk	s	min	
00	ENECHIONYA, Obi f	10	22	6	12	0	0	1	4	5	0	26	1	1	1	1	1	40	
04	DINGLE, Daniel f	3	7	1	2	0	1	2	2	4	2	7	3	0	0	1	1	31	
24	AFLAKPUI, Ernest c	2	4	0	0	0	0	2	3	5	1	4	1	0	0	2	16		
02	MOORE II, Alani g	2	5	2	5	2	2	1	4	5	1	8	2	1	0	1	28		
03	ALSTON, JR., Shizz g	5	12	0	4	1	2	0	4	4	3	11	5	1	0	1	36		
01	BROWN, Josh g	2	3	0	0	0	0	0	2	2	3	4	1	0	1	0	14		
10	WILLIAMS, Mark g	2	3	0	1	0	0	0	2	2	3	4	0	1	0	0	11		
13	ROSE, Quinton g	5	7	1	3	3	4	2	4	6	3	14	3	1	1	0	24		
TEAM										2	2								
Totals.....		31	63	10	27	6	9	8	27	35	16	78	16	5	3	6	200		

TOTAL FG% 1st Half: 13-31 41.9% 2nd Half: 18-32 56.3% Game: 49.2% DEADBALL
3-Pt. FG% 1st Half: 5-15 33.3% 2nd Half: 5-12 41.7% Game: 37.0% REBOUNDS
F Throw % 1st Half: 3-4 75.0% 2nd Half: 3-5 60.0% Game: 66.7% 2

Saint Joseph's 3-3, 0-1 Big 5

Team Joseph's 9, 5, 0 2 1 5 9																			
##	Player	f	g	fga	fg	3-pt	fga	ft	fta	of	de	tot	pf	tp	a	to	blk	s	min
02	BROWN, Charlie	f	3	12	3	7	0	0	2	5	7	2	9	1	0	1	0	0	32
05	ROBINSON, Nick	f	4	7	2	3	1	1	1	2	3	4	11	2	0	0	0	22	
23	LODGE, Markell	f	3	3	0	0	3	5	1	4	5	0	9	0	1	2	0	24	
00	KIMBLE, Lamarr	g	4	12	3	4	1	4	1	5	6	1	12	9	2	1	2	37	
01	NEWKIRK, Shavar	g	7	15	4	6	4	4	2	5	7	3	22	5	3	0	0	38	
15	CLOVER, Chris	g	1	5	0	2	0	0	0	1	1	0	2	0	0	0	1	13	
20	CASPER, Brendan	g	1	3	0	1	0	0	1	1	2	3	2	0	1	0	0	19	
34	BAUMANN, Javon	g	2	3	0	0	1	2	2	2	4	1	5	0	0	1	0	15	
TEAM										1	1								
Totals.....			25	60	12	23	10	16	11	25	36	14	72	17	9	5	3	200	

TOTAL FG% 1st Half: 11-29 37.9% 2nd Half: 14-31 45.2% Game: 41.7% DEADBALL
3-Pt. FG% 1st Half: 7-14 50.0

2016-17 SAINT JOSEPH'S BASKETBALL • 18

13 GLADSON, Will	2	3	0	0	0	0	0	0	3	4	0	1	1	0	12
35 BRENNAN, Alec	3	4	2	3	0	0	1	1	2	0	8	0	0	0	13
TEAM							2	2	4						
Totals.....	22	62	10	31	14	23	7	27	34	19	68	16	5	4	200

TOTAL FG% 1st Half: 12-30 40.0% 2nd Half: 10-32 31.3% Game: 35.5% DEADBALL
 3-Pt. FG% 1st Half: 6-16 37.5% 2nd Half: 4-15 26.7% Game: 32.3% REBOUNDS
 F Throw % 1st Half: 8-13 61.5% 2nd Half: 6-10 60.0% Game: 60.9% 3

Officials: Jeffrey Anderson, Earl Walton, Gary Prager
 Technical fouls: Saint Joseph's-None. Princeton-None.
 Attendance: 2,360

Score by Periods	1st	2nd	Total
Saint Joseph's	43	33	76
Princeton	38	30	68

Game 10: December 18, 2016 - Redbird Arena- Normal, Ill. Illinois State 81 - SJU 72

Shavar Newkirk led the Hawks with 21 points, but Saint Joseph's fell to Illinois State, 81-72, at Redbird Arena. **Charlie Brown** reached double figures with 14 points, including 4-of-8 from three-point range. Trailing 41-27 at halftime, Saint Joseph's got back into the game with 13-4 run to cut the deficit to five. **Lamarr Kimble** scored seven of his nine points during the run, including a three-pointer to bring the deficit under double digits at 45-36 with 15:42 to go. Consecutive baskets by **Javon Baumann** and **Chris Clover** capped off a 7-0 stretch and made it a 45-40 game at 11:56. Illinois State hit a three, but **Brendan Casper** answered with one of his own to make it 48-43 with 11:13 remaining. That preceded a 9-2 stretch for the Redbirds over the next 2:30, and after the teams traded baskets, Newkirk hit shots on consecutive possessions to get it back to single digits at 59-51 with 7:18 to play. From there, the Hawks would get no closer than eight the rest of the way. SJU fell behind early, trailing 17-6 with 11:04 to go in the half. Brown and Kimble then combined for five in a row, but a 7-0 run extended the Redbirds' advantage to 24-11 at the 8:51 mark. SJU got within 28-20, but Illinois State used an 8-3 run over the next three minutes to push the lead to 36-23 with 1:49 to play. The Redbirds went into the break with their biggest lead of the half after a three-quarter-court buzzer beater. SJU shot just 36 percent from the floor in the first half and turned the ball over 12 times. The Hawks recovered in the second, shooting 46.7 percent on 14-of-30 from the floor and turning it over only twice.

Saint Joseph's 5-5

##	Player	fg	fga	3-pt	fga	ft	fta	rebounds	of	de	tot	pf	tp	a	to	blk	s	min
02	BROWN, Charlie	f	5	9	4	8	0	0	0	4	4	1	14	1	0	0	1	37
23	LODGE, Markell	f	1	1	0	0	0	0	0	0	0	3	2	0	0	1	0	15
00	KIMBLE, Lamarr	g	3	13	1	7	2	3	0	3	3	2	9	6	2	0	1	34
01	NEWKIRK, Shavar	g	5	13	1	4	10	11	4	3	7	1	21	4	7	0	0	35
05	ROBINSON, Nick	g	2	7	0	3	5	7	2	5	7	3	9	0	3	0	1	28
03	BOOTH, Michael	g	1	1	1	1	0	0	0	0	0	0	3	0	0	0	0	1
15	CLOVER, Chris	g	1	4	0	1	0	0	0	1	1	0	2	0	2	0	0	10
20	CASPER, Brendan	g	4	5	1	1	0	0	0	4	4	3	9	2	0	0	0	18
21	THOMPSON, Kyle	g	0	0	0	0	0	0	0	0	0	0	0	1	0	0	0	1
32	WILLIAMS, Jai	g	0	0	0	0	1	2	0	0	0	2	1	0	0	0	0	6
34	BAUMANN, Javon	g	1	2	0	0	0	0	2	1	3	1	2	0	0	1	0	15
TEAM									3	3								
Totals.....		23	55	8	25	18	23	11	21	32	16	72	14	14	2	3	200	

TOTAL FG% 1st Half: 9-25 36.0% 2nd Half: 14-30 46.7% Game: 41.8% DEADBALL
 3-Pt. FG% 1st Half: 4-13 30.8% 2nd Half: 4-12 33.3% Game: 32.0% REBOUNDS
 F Throw % 1st Half: 5-6 83.3% 2nd Half: 13-17 76.5% Game: 78.3% 3

Illinois State 6-3

##	Player	fg	fga	3-pt	fga	ft	fta	rebounds	of	de	tot	pf	tp	a	to	blk	s	min
10	FAYNE, Phil	f	4	8	0	0	2	3	3	2	5	4	10	0	0	1	0	25
11	McINTOSH, MiKyl	f	6	14	0	0	2	2	0	6	6	3	14	3	2	0	0	30
23	HAWKINS, D	f	9	18	3	5	0	0	4	4	8	2	21	1	2	1	0	30
01	LEE, Paris	g	8	11	4	6	4	4	0	4	4	2	24	4	1	0	3	31
12	WILLS, Tony	g	3	6	1	4	0	0	1	2	3	4	7	2	1	1	0	29
02	CLAYTON, DJ	g	1	8	1	4	2	4	4	2	6	2	5	3	1	0	3	29
03	EVANS, Keyshawn	g	0	0	0	0	0	0	0	0	0	1	0	1	0	0	1	2
05	HEIN, Matt	g	0	0	0	0	0	0	0	0	0	0	0	0	0	0	0	1
15	WASHINGTON, Andre	g	0	0	0	0	0	0	0	0	0	0	1	0	0	0	0	2
25	WILLIAMS, Madison	g	0	1	0	1	0	0	0	2	2	2	0	0	3	0	3	20
31	THOMPSON, Javaka	g	0	0	0	0	0	0	0	0	0	0	0	0	0	0	0	1
TEAM									2	1	3							
Totals.....		31	66	9	20	10	13	14	23	37	21	81	14	10	3	10	200	

TOTAL FG% 1st Half: 17-34 50.0% 2nd Half: 14-32 43.8% Game: 47.0% DEADBALL
 3-Pt. FG% 1st Half: 6-11 54.5% 2nd Half: 3-9 33.3% Game: 45.0% REBOUNDS
 F Throw % 1st Half: 1-2 50.0% 2nd Half: 9-11 81.8% Game: 76.9% 3

Officials: Gerry Pollard, Bret Smith, Randy Heimerman
 Technical fouls: Saint Joseph's-None. Illinois State-None.
 Attendance: 3,924

Score by Periods	1st	2nd	Total
Saint Joseph's	27	45	72
Illinois State	41	40	81

Game 11: December 22, 2016 - Hagan Arena SJU 92 - Lafayette 63

Shavar Newkirk scored 24 points and **Lamarr Kimble** had 22 to lead Saint Joseph's to a 92-63 win over Lafayette. **Charlie Brown** had 13 points and eight rebounds, **Chris Clover** scored 10 off the bench and **Nick Robinson** had eight rebounds. Newkirk got the Hawks going, scoring 10 points in the first five minutes of the game, as SJU jumped out to a quick 15-2 lead. Leading 18-10, Saint Joseph's went on a 10-2 run, with the last four from Robinson, to take a 28-12 lead. Newkirk hit a three pointer at 4:49 to give him 17 of the Hawks' 35 points, as SJU took its biggest lead of the game, 35-18. Saint Joseph's shot 50 percent in the half and held a 45-29 lead at the intermission, despite Lafayette converting 7-of-16 from three-point range. It was more of the same in the second half as the Hawks built their lead to 20, 49-29, in the first minute. Lafayette would come no closer than 57-41 the rest of the way, while Saint Joseph's took its biggest lead, 90-60, on a pair of free throws by Brown with 4:01 to play.

Lafayette 4-7

##	Player	fg	fga	3-pt	fga	ft	fta	rebounds	of	de	tot	pf	tp	a	to	blk	s	min
13	KLINIEWSKI, Matt	f	4	9	0	0	2	4	2	5	7	4	10	0	5	0	1	20
33	ZALYS, Paulius	f	3	11	2	8	1	1	0	4	4	2	9	2	4	0	0	20
04	STAFFORD, Eric	g	1	1	1	1	0	0	0	2	2	2	3	1	2	0	0	20
05	IANACEK, Hunter	g	3	10	3	10	0	0	0	2	2	2	9	0	1	0	1	25
11	LINDNER, Nick	g	5	7	3	5	1	2	0	2	2	0	14	3	3	0	0	29
10	PANZINI, Jimmy	g	0	0	0	0	0	0	0	0	0	0	0	0	0	0	0	1
12	EVANS, Auston	g	2	4	1	1	0	0	0	0	1	5	0	1	0	0	0	16
23	JARRETT, Lukas	g	0	1	0	1	0	0	0	1	1	0	0	2	1	2	0	21
24	STOUT, Kyle	g	3	10	3	10	0	0	0	5	5	3	9	4	3	0	0	28
54	CHERRY, Myles	g	2	4	0	0	0	2	1	1	2	4	4	2	0	2	0	20
TEAM									3	3								
Totals.....		23	57	13	36	4	9	3	25	28	18	63	14	20	4	2	200	

TOTAL FG% 1st Half: 11-25 44.0% 2nd Half: 12-32 37.5% Game: 40.4% DEADBALL
 3-Pt. FG% 1st Half: 7-16 43.8% 2nd Half: 6-20 30.0% Game: 36.1% REBOUNDS
 F Throw % 1st Half: 0-0 0.0% 2nd Half: 4-9 44.4% Game: 44.4% 5

Saint Joseph's 6-5

Game Joseph 9-9-9

##	Player	fg	fga	3-pt	fga	ft	fta	rebounds				tp	a	to	blk	s	min		
		f	g	f	g	f	t	of	de	tot	pf	t	a	t	b	s	min		
02	BROWN, Charlie	f	5	11	1	6	2	2	2	6	8	2	13	3	1	0	1	31	
05	ROBINSON, Nick	f	3	5	0	0	1	2	4	4	8	3	7	3	1	1	0	21	
23	LODGE, Markell	f	2	2	0	0	1	3	1	3	4	0	5	0	0	1	0	21	
00	KIMBLE, Lamarr	g	9	17	1	3	3	5	1	3	4	1	22	2	6	0	3	29	
01	NEWKIRK, Shavar	g	8	13	4	6	4	4	0	4	4	0	24	4	1	0	2	30	
03	BOOTH, Michael	g	0	2	0	1	0	0	1	1	2	0	0	0	0	0	0	3	
10	BLOUNT, Gerald	g	0	0	0	0	1	2	0	0	0	0	1	0	0	0	1	4	
11	FREEMAN, Toliver	g	0	1	0	1	0	0	0	0	0	0	0	0	0	0	0	1	
13	VEGA, Christian	g	0	1	0	0	0	0	0	1	1	0	0	0	0	0	0	2	
15	CLOVER, Chris	g	4	6	0	0	2	3	0	0	0	4	10	0	1	0	1	19	
20	CASPER, Brendan	g	2	5	0	2	1	1	2	4	6	3	5	1	1	0	0	2	17
21	THOMPSON, Kyle	g	0	0	0	0	0	2	0	1	1	0	0	0	0	0	0	4	
32	WILLIAMS, Jai	g	2	3	0	0	0	0	1	1	2	2	4	0	0	0	0	8	
34	BAUMANN, Javon	g	0	1	0	0	1	2	0	2	2	1	1	0	0	0	0	10	
TEAM									2	2									
Totals.....		35	67	6	19	16	26	12	32	44	16	92	13	12	2	10	200		

TOTAL FG% 1st Half: 18-36 50.0% 2nd Half: 17-31 54.8% Game: 52.2% DEADBALL
 3-Pt. FG% 1st Half: 3-11 27.3% 2nd Half: 3-8 37.5% Game: 31.6% REBOUNDS
 F Throw % 1st Half: 6-9 66.7% 2nd Half: 10-17 58.8% Game: 61.5% 4

Officials: Sean Hull, Rick Crawford, Trey Styons
 Technical fouls: Lafayette-None. Saint Joseph's-None.
 Attendance: 3,411

Score by Periods	1st	2nd	Total
Lafayette	29	34	63
Saint Joseph's	45	47	92

Game 12: December 30, 2016 - Hagan Arena SJU 68 - George Washington 63

Late three-pointers by **Charlie Brown** and **Lamarr Kimble** gave Saint Joseph's the lead for good as the Hawks rallied for a 68-63 win over George Washington in the Atlantic 10 opener. Trailing 63-61 with 2:45 to play, Brown hit one at 2:25 to give the Hawks a 64-63 lead. After consecutive stops on defense, Kimble hit a step-back three with two seconds left on the shot clock, to give SJU a 67-63 lead with 31.9 seconds to play. **Nick Robinson** picked up a steal on the next GW possession and grabbed a rebound on a Colonials' miss with :04 remaining. He hit 1-of-2 free throws at :03 to provide the final margin. Brown and Kimble each finished with 13 points for the Hawks, who rallied from a 12-point first-half deficit. The Hawks suffered a huge blow at the end of the first half when leading scorer **Shavar Newkirk** went down with a knee injury on a fast break attempt. Saint Joseph's just saw **James Demery** make his return to action after missing 10 games with a stress fracture in his foot. The Colonials took their biggest lead, 33-21, with 4:09 to play, but SJU closed out the half on an 8-2 run with four straight from Newkirk. It looked to be a 10-2 run but Newkirk was injured as he attempted that last shot. The Hawks kept the momentum of that run going at the start of the second half, scoring the first six points to close within 35-34. SJU forced the first of five ties of the half, 39-39, when **Chris Clover** connected on a three at 14:34. Saint Joseph's took its first lead of the game, 49-48, at 10:39 as Kimble converted a three-point play. The Hawks' biggest lead of the contest was the final margin.

2016-17 SAINT JOSEPH'S BASKETBALL • 19

George Washington 8-6 (0-1 A-10)

#	Player	fg	fga	ft	fta	3-pt		of	de	tot	pf	tp	a	to	blk	s	min
						fg	fga										
34	CAVANAUGH, Tyler	4	20	1	4	1	1	4	9	13	4	10	2	4	0	0	37
15	SMITH, Collin	c	3	8	2	2	4	7	4	11	3	12	2	0	1	1	31
12	WATANABE, Yuta	g	2	8	1	3	0	1	5	6	2	5	1	1	2	0	26
14	ROLAND, Jordan	g	4	11	2	7	0	0	2	2	4	10	4	1	0	0	27
23	SINA, Jaren	g	5	10	5	8	0	1	1	2	1	15	3	2	0	1	32
03	BOLDEN, Jair	1	2	1	2	0	0	0	1	1	0	3	2	1	0	1	8
11	TORO, Arnaldo	1	1	0	0	2	2	0	6	6	1	4	4	1	0	0	23
30	HART, Matt	1	2	0	0	0	0	1	0	1	1	2	0	0	0	0	10
40	MARFO, Kevin	1	2	0	0	0	0	1	2	3	2	2	0	0	0	0	6
TEAM								3	1	4				1			
Totals.....		22	64	12	26	7	7	18	31	49	18	63	18	11	3	3	200

TOTAL FG% 1st Half: 12-29 41.4% 2nd Half: 10-35 28.6% Game: 34.4% DEADBALL
3-Pt. FG% 1st Half: 6-12 50.0% 2nd Half: 6-14 42.9% Game: 46.2% REBOUNDS
F Throw % 1st Half: 5-5 100% 2nd Half: 2-2 100% Game: 100% 1

Saint Joseph's 7-5 (1-0 A-10)

#	Player	fg	fga	ft	fta	3-pt		of	de	tot	pf	tp	a	to	blk	s	min
						fg	fga										
02	BROWN, Charlie	f	6	9	1	2	0	1	3	4	1	13	2	0	1	1	28
05	ROBINSON, Nick	f	3	6	1	2	1	4	0	2	2	1	8	0	1	0	27
23	LODGE, Markell	f	1	2	0	0	0	0	4	2	6	0	2	0	0	3	24
00	KIMBLE, Lamarr	g	5	16	1	4	2	5	0	1	1	0	13	5	0	1	38
01	NEWKIRK, Shavar	g	2	6	0	2	6	6	0	1	1	0	10	2	1	0	18
15	CLOVER, Chris	3	4	1	2	0	0	0	1	1	0	7	0	1	0	0	13
20	CASPER, Brendan	1	1	0	0	0	1	0	1	1	2	2	1	0	0	0	11
25	DEMERY, James	4	10	1	2	0	1	0	4	4	2	9	4	0	1	1	25
34	BAUMANN, Javon	2	4	0	0	0	2	2	3	5	3	4	0	0	2	0	16
TEAM								1	3	4							
Totals.....		27	58	5	14	9	19	8	21	29	9	68	14	3	7	7	200

TOTAL FG% 1st Half: 11-27 40.7% 2nd Half: 16-31 51.6% Game: 46.6% DEADBALL
3-Pt. FG% 1st Half: 1-4 25.0% 2nd Half: 4-10 40.0% Game: 35.7% REBOUNDS
F Throw % 1st Half: 6-8 75.0% 2nd Half: 3-11 27.3% Game: 47.4% 4

Officials: Roger Ayers, Ron Groover, Lee Cassell
Technical fouls: George Washington-None. Saint Joseph's-None.
Attendance: 4,200

Score by Periods 1st 2nd Total
George Washington 35 28 63
Saint Joseph's 29 39 68

Game 13: January 3, 2017 - Ryan Center - Kingston, R.I. Rhode Island 88 - SJU 58

Rhode Island made 16 three-point field goals as the Rams defeated Saint Joseph's, 88-58, at the Ryan Center. The contest was the first for SJU without leading scorer **Shavar Newkirk**, who suffered a season-ending knee injury in the win over GW. **James Demery**, who returned last week after a 10-game absence because of injury, led the Hawks with 17 points and eight rebounds. **Charlie Brown** scored 11 points and **Markell Lodge** notched his first game in double figures with 10 points. Rhode Island led in the early going, 16-9, but the Hawks went on a 7-0 run, tying the game on a dunk from **Javon Baumann** at 9:50. SJU took a brief 18-17 lead after a pair of free throws by **Chris Clover**, but it would be all Rhode Island the rest of the half, and the game. The Rams outscored Saint Joseph's, 29-8, over the final eight minutes of the period, raining down eight three pointers in that span, taking a 46-26 lead at the break. URI went 9-for-17 from three-point range in the first half, while SJU managed just 1-of-4 from beyond the arc. Saint Joseph's came within 18 points at the start of the second half, but that would be the smallest margin the rest of the way. The Rams kept it going, increasing its lead to 66-39 at 11:13. SJU made just 25 percent from three-point range (2-for-8) and hit 12-of-25 from the foul line while committing a season-high 17 turnovers.

Saint Joseph's 7-6 (1-1 A-10)

#	Player	fg	fga	ft	fta	3-pt		of	de	tot	pf	tp	a	to	blk	s	min
						fg	fga										
02	BROWN, Charlie	f	4	7	2	2	1	1	1	2	3	1	11	1	2	1	35
23	LODGE, Markell	f	5	7	0	0	0	0	1	1	2	2	10	1	0	0	19
00	KIMBLE, Lamarr	g	3	10	0	1	2	7	0	3	3	1	8	4	6	0	36
05	ROBINSON, Nick	g	0	2	0	0	1	6	1	3	4	1	1	2	4	1	26
15	CLOVER, Chris	g	1	5	0	2	2	2	1	2	3	3	4	0	1	0	24
03	BOOTH, Michael	0	0	0	0	0	0	0	0	1	1	0	0	0	1	0	2
10	BLOUNT, Gerald	0	0	0	0	0	0	0	0	0	0	0	0	1	0	0	2
20	CASPER, Brendan	0	2	0	1	2	3	0	0	2	2	1	2	1	0	0	10
21	THOMPSON, Kyle	0	1	0	0	0	0	1	0	1	0	0	0	0	0	0	2
25	DEMERY, James	7	13	0	2	3	4	1	7	8	3	17	1	1	1	0	24
32	WILLIAMS, Jai	1	1	0	0	0	0	0	1	1	2	2	0	0	0	0	9
34	BAUMANN, Javon	1	3	0	0	1	2	4	2	6	1	3	0	0	2	0	11
TEAM								1	4	5							
Totals.....		22	51	2	8	12	25	11	28	39	15	58	9	17	5	3	200

TOTAL FG% 1st Half: 9-22 40.9% 2nd Half: 13-29 44.8% Game: 43.1% DEADBALL
3-Pt. FG% 1st Half: 1-4 25.0% 2nd Half: 1-4 25.0% Game: 25.0% REBOUNDS
F Throw % 1st Half: 7-17 41.2% 2nd Half: 5-8 62.5% Game: 48.0% 5

Rhode Island 10-4 (2-0 A-10)

#	Player	fg	fga	ft	fta	3-pt		of	de	tot	pf	tp	a	to	blk	s	min
						fg	fga										
12	MARTIN, Hassan	f	3	6	0	0	4	6	1	4	5	3	10	0	4	0	20
23	IVERSON, Kuran	f	4	8	2	4	1	2	0	2	2	3	11	1	0	1	15
00	MATTHEWS, E.C.	g	7	12	5	8	1	2	0	4	4	1	20	2	0	2	27
01	GARRETT, Jarvis	g	1	5	1	3	1	2	0	2	2	2	4	7	1	0	1
32	TERRELL, Jared	g	9	12	5	6	1	2	1	1	2	3	24	5	0	2	29
05	LEVITON, Will	0	2	0	1	0	0	0	0	1	1	0	0	0	0	2	2
10	LANGVINE, Cyril	1	3	0	0	0	2	3	7	10	4	2	1	1	0	2	16

11	DOWTIN, Jeff	1	2	1	2	0	2	0	0	0	0	3	1	0	0	1	16
13	ROBINSON, Stanford	1	6	1	3	2	2	0	1	1	2	5	0	0	0	2	17
15	DADIKIA, Eric	0	0	0	0	0	0	0	0	0	0	0	0	0	0	0	2
21	LAYSSARD, Mike	0	1	0	1	0	0	0	0	0	0	0	0	0	0	0	2
34	BERRY, Andre	2	2	0	0	0	0	1	0	1	0	4	0	0	0	0	6
45	AKELE, Nicola	2	3	1	2	0	0	1	2	3	0	5	2	0	1	0	21
TEAM								3	2	5							
Totals.....		31	62	16	30	10	20	10	26	36	18	88	22	7	5	13	200

TOTAL FG% 1st Half: 16-36 44.4% 2nd Half: 15-26 57.7% Game: 50.0% DEADBALL
3-Pt. FG% 1st Half: 9-17 52.9% 2nd Half: 7-13 53.8% Game: 53.3% REBOUNDS
F Throw % 1st Half: 5-10 50.0% 2nd Half: 5-10 50.0% Game: 50.0% 3

Officials: Mike Stephens, Don Daily, Joe Lindsay
Technical fouls: Saint Joseph's-None. Rhode Island-None.
Attendance: 3,880

Score by Periods 1st 2nd Total
Saint Joseph's 26 32 58
Rhode Island 46 42 88

Game 14: January 7, 2017 - Rose Hill Gym - Bronx, N.Y. SJU 70 - Fordham 55

James Demery scored a career-high 27 points to lead Saint Joseph's to a 70-55 win at Fordham and give **Phil Martelli** the 200th A-10 win of his career. Demery shot 10-for-16 from the field while grabbing six rebounds in just his third game back after missing 10 early games with a stress fracture. **Lamarr Kimble** added 12 points, six assists and tied his career-high with nine rebounds. **Markell Lodge** and **Brendan Casper** each tied their career-highs with 10 points apiece, while Casper added a personal best five assists. Saint Joseph's led the entire game but Fordham opened the second half with a 13-6 run to trim the Hawks' lead to 50-42 at 14:48. The Rams came within 52-47 at 13:15 before a dunk by **Chris Clover** started an 18-2 Saint Joseph's run. Demery had seven points in the spurt while the Hawks kept Fordham off the board for seven minutes until 6:11, as SJU owned a 68-49 lead. SJU led early, 16-11, but went without a point for five minutes until a jumper by Nick Robinson gave them an 18-11 lead at 11:42. That started a 14-7 run to put SJU up 30-18 on a three-pointer by Kimble with 6:26 to play in the half. The Hawks shot 60.7 percent in the first half and took a 42-28 lead on a three-pointer by Kimble with 1:17 left. After a bucket by Lodge, SJU owned its biggest lead of the half, 44-29, at the break.

Saint Joseph's 8-6 (2-1 A-10)

#	Player		tot-fg		3-pt		rebounds					pf	tp	a	to	blk	s	min
			fg	fga	fg	fga	ft	fta	of	de	tot							
02	BROWN, Charlie	f	0	2	0	1	0	0	0	4	4	4	0	0	2	0	0	21
23	LODGE, Markell	f	5	6	0	0	0	0	3	4	7	1	10	0	0	0	15	
25	DEMERY, James	f	10	16	2	3	5	8	1	5	6	1	27	1	3	1	38	
00	KIMBLE, Lamarr	g	5	14	2	6	0	2	1	8	9	1	12	6	8	0	38	
15	CLOVER, Chris	g	2	5	0	2	2	4	1	2	3	1	6	2	0	0	26	
03	BOOTH, Michael		0	0	0	0	0	0	0	0	0	0	0	0	0	0	1	
05	ROBINSON, Nick		2	2	0	0	1	2	0	3	3	2	5	3	0	1	22	
10	BLOUNT, Gerald		0	1	0	0	0	0	0	0	0	0	0	1	0	0	2	
20	CASPER, Brendan		4	6	0	1	2	2	2	3	5	1	10	5	1	0	21	
21	THOMPSON, Kyle		0	0	0	0	0	0	0	1	1	0	0	0	1	0	1	
32	WILLIAMS, Jai		0	1	0	0	0	0	1	0	1	0	0	0	0	0	2	
34	BAUMANN, Javon		0	0	0	0	0	0	0	1	1	0	0	0	1	2	13	
TEAM																		
Totals.....			28	53	4	13	10	18	9	34	43	11	70	17	16	2	6	200

2016-17 SAINT JOSEPH'S BASKETBALL • 20

the lead for good. The Hawks missed six shots and committed two turnovers down the stretch, while the Patriots made 10-of-10 from the foul line to ice the win. **Lamarr Kimble** led SJU with 18 points and **Charlie Brown** had a season-high 17, with **James Demery** chipping in 16 points. **Brendan Casper** tied his career-high with 10 points for Saint Joseph's. Mason led by as much as six points early in the second half and held a 56-51 lead with 8:13 to play. The Hawks went on a 10-4 run, capped by a three-point play from Demery, to retake the lead, 61-60. The Patriots went ahead again, and Casper gave SJU its final lead of the game, 63-62, with a layup at 2:05. In the opening minutes, Mason led by seven but Saint Joseph's quickly got back in it with an 8-0 run, paced by five points from Kimble. After Kimble hit a late three-pointer, the Hawks owned a four-point lead, but a GMU three-point play at :04 made it 32-31 at the half.

George Mason 12-5 (2-2 A-10)

#	Player	tot-fg		3-pt		rebounds		pf	tp	a	to	blk	s	min
		fg	fga	fg	fga	ft	fta							
31	JENKINS, Jalen	f	3	6	0	0	1	4	4	1	5	5	1	22
04	LIVINGSTON, Otis	g	2	8	2	5	4	4	1	2	3	0	10	2
05	GRAY, Jaire	g	4	8	1	4	2	2	1	5	6	2	11	0
22	MOORE, Marquise	g	8	14	0	1	8	9	1	9	10	1	24	7
32	BOYD, Ian	g	2	5	1	3	0	0	1	0	1	2	5	1
02	MURRELL, Kameron	g	0	0	0	0	0	0	1	1	1	0	1	0
03	KIER, Justin	g	3	4	1	1	0	0	0	1	3	7	0	2
10	NEWMAN, Karmari	g	4	5	2	3	0	0	0	0	0	1	10	0
14	REVAO, Daniel	g	0	0	0	0	0	0	0	0	0	0	1	0
25	TEMAR, Troy	g	0	2	0	0	0	0	0	0	0	2	0	0
TEAM														
Totals.....		26	52	7	17	16	21	8	23	31	17	75	10	15

TOTAL FG% 1st Half: 12-29 41.4% 2nd Half: 14-23 60.9% Game: 50.0% DEADBALL
3-Pt. FG% 1st Half: 3-9 33.3% 2nd Half: 4-8 50.0% Game: 41.2% REBOUNDS
F Throw % 1st Half: 4-5 80.0% 2nd Half: 12-16 75.0% Game: 76.2% 5

Saint Joseph's 8-7 (2-2 A-10)

#	Player	tot-fg		3-pt		rebounds		pf	tp	a	to	blk	s	min
		fg	fga	fg	fga	ft	fta							
02	BROWN, Charlie	f	6	13	2	8	3	4	1	5	6	1	17	2
23	LODGE, Markell	f	0	0	0	0	0	0	0	0	2	0	0	1
25	DEMERY, James	f	7	16	1	2	1	2	1	5	6	5	16	0
00	KIMBLE, Lamarr	g	7	18	1	5	3	4	0	1	1	1	18	1
15	CLOVER, Chris	g	1	4	1	2	1	2	1	0	1	1	4	0
05	ROBINSON, Nick	g	0	3	0	3	0	0	2	1	3	1	0	1
20	CASPER, Brendan	g	5	9	0	1	0	0	2	2	4	3	10	1
32	WILLIAMS, Jai	g	0	0	0	0	0	0	0	0	0	0	0	0
34	BAUMANN, Javon	g	1	1	0	0	0	0	1	1	2	2	2	0
TEAM														
Totals.....		27	64	5	21	8	12	12	17	29	16	67	5	14

TOTAL FG% 1st Half: 13-31 41.9% 2nd Half: 14-33 42.4% Game: 42.2% DEADBALL
3-Pt. FG% 1st Half: 3-11 27.3% 2nd Half: 2-10 20.0% Game: 23.8% REBOUNDS
F Throw % 1st Half: 3-4 75.0% 2nd Half: 5-8 62.5% Game: 66.7% 7

Officials: Roger Ayres, Bert Smith, Bo Boroski
Technical fouls: George Mason-None. Saint Joseph's-None.
Attendance: 3,051

Score by Periods	1st	2nd	Total
George Mason	31	44	75
Saint Joseph's	32	35	67

Game 16: January 14, 2017 - Hagan Arena Richmond 70 - SJU 66

Saint Joseph's fought back from a 14-point halftime deficit but couldn't overcome Richmond, falling 70-66. **Lamarr Kimble** led Saint Joseph's in scoring with 17 points while freshman **Nick Robinson** recorded season-highs of 14 points and eight rebounds. **Charlie Brown** tallied 13 points, all coming in the second half. Saint Joseph's trailed 41-28 at the half, and by 18 points early in the second, but closed to 65-64 with 1:52 to play. The Hawks came up empty on the next two possessions and a pair of free throws with 28 seconds left put the Spiders up 67-64. After the Hawks failed to score on the next possession, Richmond converted two more free throws, but **Chris Clover** scored on a layup at :04 to pull SJU within, 69-66. With Clover intentionally missing the ensuing free throw, SJU couldn't control the rebound and Richmond got the ball back, as a free throw at :02 provided the final margin. Brown scored eight points in the first six minutes of the second half to help SJU cut the deficit to 48-40. Kimble hit a jumper to bring SJU within 48-42 and then a three-pointer by Robinson at 12:23 cut the Richmond lead to 51-47. Consecutive jumpers helped the Spiders increase their margin to nine, 63-54, but the Hawks went on a 7-0 run, ending in a dunk by **Javon Baumann** to cut the deficit to 63-61 at 3:15.

Richmond 11-6 (5-0 A-10)

#	Player	tot-fg		3-pt		rebounds		pf	tp	a	to	blk	s	min
		fg	fga	fg	fga	ft	fta							
10	CLINE, T.J.	f	6	11	1	4	2	6	0	10	10	4	15	9
02	FORE, Khwan	g	5	12	0	1	2	3	2	4	6	4	12	2
03	JONES, ShawnDre'	g	6	11	3	6	6	6	0	2	2	3	21	2
11	BUCKINGHAM, D	g	4	11	2	5	2	2	3	4	7	2	12	1
32	JOHNSON, Julius	g	0	1	0	1	2	2	0	3	3	3	2	0
01	KIRBY, Joe	g	0	1	0	1	0	0	0	0	0	0	0	1
05	SHEROD, Nick	g	3	8	2	7	0	0	0	2	2	4	8	1
24	WOOD, Marshall	g	0	0	0	0	0	0	0	0	0	2	0	0
34	ABAKAH, Kwesi	g	0	0	0	0	0	0	0	0	0	4	0	0
TEAM														
Totals.....		24	55	8	25	14	19	7	27	34	27	70	15	19

TOTAL FG% 1st Half: 15-32 46.9% 2nd Half: 9-23 39.1% Game: 43.6% DEADBALL
3-Pt. FG% 1st Half: 7-18 38.9% 2nd Half: 1-7 14.3% Game: 32.0% REBOUNDS
F Throw % 1st Half: 4-5 80.0% 2nd Half: 10-14 71.4% Game: 73.7% 4

Saint Joseph's 8-8 (2-3 A-10)

#	Player	tot-fg		3-pt		rebounds		pf	tp	a	to	blk	s	min
		fg	fga	fg	fga	ft	fta							
02	BROWN, Charlie	f	4	16	2	8	3	4	1	4	5	1	13	0
23	LODGE, Markell	f	1	1	0	0	0	0	0	2	2	2	2	0
25	DEMERY, James	f	2	13	0	4	1	2	1	7	8	1	5	1
00	KIMBLE, Lamarr	g	5	13	0	2	7	8	2	1	3	3	17	4
15	CLOVER, Chris	g	2	4	1	2	4	5	0	0	0	3	9	1
05	ROBINSON, Nick	g	4	6	1	1	5	7	4	4	8	2	14	2
20	CASPER, Brendan	g	1	5	0	0	2	0	6	6	3	2	1	0
32	WILLIAMS, Jai	g	1	2	0	0	0	1	2	2	1	2	0	0
34	BAUMANN, Javon	g	1	1	0	0	0	0	2	2	4	5	2	0
TEAM														
Totals.....		21	61	4	17	20	29	14	27	41	21	66	9	17

TOTAL FG% 1st Half: 9-26 34.6% 2nd Half: 12-35 34.3% Game: 34.4% DEADBALL
3-Pt. FG% 1st Half: 1-6 16.7% 2nd Half: 3-11 27.3% Game: 23.5% REBOUNDS
F Throw % 1st Half: 9-14 64.3% 2nd Half: 11-15 73.3% Game: 69.0% 6

Officials: Mark Schnur, Chuck Jones, Tom Morrissey
Technical fouls: Richmond-TEAM. Saint Joseph's-None.
Attendance: 4,051

Score by Periods	1st	2nd	Total
Richmond	41	29	70
Saint Joseph's	28	38	66

Game 17: January 18, 2017 - Mullins Center - Amherst, Mass. Massachusetts 62 - SJU 57

James Demery had 19 points and a career-high 11 rebounds for the first double-double of his career, but the Hawks fell to UMass, 62-57, at the Mullins Center. **Markell Lodge** scored a personal best 11 points while grabbing nine rebounds and **Charlie Brown** added 11 points. In a game where both teams had struggled offensively, Rashaan Holloway started a 6-0 late run for UMass, breaking a 53-53 tie with a layup at 1:59, and ending with a dunk by C.J. Anderson at :26 to give the home team a 59-53 lead. The teams traded free throws and UMass iced it on a pair by Lewis at :13. Saint Joseph's jumped out to a 9-0 lead and led by as much as 20-10 in the first half. But UMass, which had been shooting just 1-of-12 from three-point range, caught fire and got back into the game with three-pointers. Trailing 24-12, the Minutemen made five of their next six three-pointers, to go on a 15-5 run and tie the game, 29-29, by half-time. The Hawks maintained the lead through the first part of the second half, but UMass took its first lead of the game, 43-42, at 11:05. The Minutemen increased it to hold their biggest margin of the game, 52-44, at 5:44. Demery helped SJU get back into it, scoring five points in an 8-1 run and tying it at 53-53 with a free throw at 2:30. The teams combined for 29 turnovers in the contest, with SJU committing 16. The Hawks shot just 8-of-30 from the field in the second half. After its strong end to the first half from behind the arc, UMass went cold in the second half, going 0-for-9.

Saint Joseph's 8-9 (2-4 A-10)

#	Player	tot-fg		3-pt		rebounds		pf	tp	a	to	blk	s	min
		fg	fga	fg	fga	ft	fta							
02	BROWN, Charlie	f	3	12	3	8	2	2	0	6	6	2	11	0
23	LODGE, Markell	f	5	6	0	0	1	1	4	5	9	2	11	1
25	DEMERY, James	f	5	14	0	1	9	14	4	7	11	4	19	0
00	KIMBLE, Lamarr	g	3	13	1	4	2	2	1	6	7	1	9	3
15	CLOVER, Chris	g	2	7	0	2	1	1	0	2	2	1	5	3
05	ROBINSON, Nick	g	0	5	0	1	0	0	0	3	3	2	0	3
20	CASPER, Brendan	g	1	2	0	0	0	0	0	0	1	2	0	1
34	BAUMANN, Javon	g	0	0	0	0	0	0	1	3	4	1	0	0
TEAM														
Totals.....		19	59	4	16	15	20	11	32	43	14	57	10	16

TOTAL FG% 1st Half: 11-29 37.9% 2nd Half: 8-30 26.7% Game: 32.2% DEADBALL
3-Pt. FG% 1st Half: 2-7 28.6% 2nd Half: 2-9 22.2% Game: 25.0% REBOUNDS
F Throw % 1st Half: 5-7 71.4% 2nd Half: 10-13 76.9% Game: 75.0% 2

Massachusetts 12-7 (2-4 A-10)

#	Player		tot-fg		3-pt		rebounds								pf	tp	a	to	blk	s	min
			fg	fga	fg	fga	ft	fta	of	de	tot										
55	GRESHAM, Brison	f	0	0	0	0	0	0	0	1	0	0	0	0	0	0	0	3			
45	HOLLOWAY, R	c	4	7	0	0	1	3	2	5	7	1	9	2	2	2	0	23			
00	CLARK, Dontae	g	1	6	0	4	4	6	0	1	1	1	6	0	2	0	0	23			
02	PIPKINS, Lwane	g	0	6	0	4	0	0	0	5	3	0	6	1	0	0	0	32			
03	JARREAU, DeJon	g	0	3	0	2	1	2	0	3	3	1	1	2	2	0	0	11			
01	LEWIS, Zach	g	8	19	4	10	3	3	0	1	1	1	23	2	0	0	3	31			
05	BALDWIN, Chris		1	2	0	0	0	0	0	1	1	1	2	0	1	2	0	12			
10	HINES, Malik		1	1	0	0	1	2	0	1	1	2	3	0	1	0	0	7			
14	COLEMAN, Zach		0	1	0	1	0	0	0	0	0	0	0	0	1	0	0	2			
23	ANDERSON, C.J.		5	9	2	6	0	0	2	4	6	3	12	4	1	0	1	29			
24	FLOWERS, Tyrn		1	2	0	1	0	0	0	0	0	1	2	1	1	0	0	8			
33	BERGER, Seth		2	3	0	1	0	0	2	5	7	3	4	0	0	1	1	19			
	TEAM									5						1					
	Totals.....		23	59	6	29	10	16	6	31	37	18	62	17	13	5	5	200			

2016-17 SAINT JOSEPH'S BASKETBALL • 21

Score by Periods	1st	2nd	Total
Saint Joseph's	29	28	57
Massachusetts	29	33	62

Game 18: January 21, 2017 - The Palestra - Philadelphia SJU 78 - Penn 71

Lamarr Kimble scored a game-high 23 points and **Charlie Brown** had a career-high 19 to lead Saint Joseph's to a 78-71 win over Penn in a Big 5 game before a near capacity crowd at The Palestra. Kimble made 9-of-11 from the foul line while Brown had a personal best nine rebounds and made 7-of-8 free throws. **James Demery** added 15 points, including a 9-for-12 effort from the line, and **Chris Clover** added 10 points for SJU, which snapped a three-game losing streak. Holding onto a 60-56 lead with 5:38 to play, the Hawks would convert 16-of-20 from the foul line in the final stretch to seal the win. SJU led by as much as 78-68 with six seconds left, but a three-pointer by Penn provided the final margin. Saint Joseph's made a season-best 31-of-43 free throws in the win. SJU built up a 15-point lead in the first half, as Demery hit four consecutive free throws with over five minutes to go to put the Hawks up, 31-16. But Penn climbed back into it, outscoring SJU, 15-2, capped by a three-point play at 1:09 to bring the Quakers within 33-31. The Hawks took a 35-31 lead into the lockerroom after a pair of free throws from **Nick Robinson**. Penn rode that momentum into the second half, and took a 36-35 lead, the Quakers' first since 14:43 of the first half. The Hawks answered back with a quick 11-2 run, paced by five points from Demery to go up, 46-38, and they would hold onto the lead the rest of the way. Penn trimmed the deficit to three points three more times, 58-55, the last being at 7:12 on a layup. After Brown hit a jumper to give Saint Joseph's a six-point cushion, the Hawks started their procession to the foul line, as **Javon Baumann** started the spurt making a pair at 5:11 to put SJU ahead 62-56.

Penn 6-9 (0-3 Big 5)

		tot-fg		3-pt		rebounds													
##	Player	f	fg	fga	fg	fga	ft	fta	of	de	tot	pf	tp	a	to	blk	s	min	
14	JONES, Sam	f	1	6	1	6	2	2	0	0	0	2	5	0	2	0	0	14	
25	BRODEUR, AJ	f	4	9	0	2	0	2	3	5	8	4	8	2	1	1	0	27	
04	FOREMAN, Darnell	g	5	8	1	2	0	0	1	5	6	3	11	4	1	1	0	35	
10	WOOD, Caleb	g	2	8	1	6	0	0	1	2	3	2	5	3	2	0	1	23	
24	HOWARD, Matt	g	8	16	2	8	1	3	3	9	12	4	19	3	3	0	2	35	
00	ROTHSCHILD, Max	g	2	2	0	0	1	2	1	1	2	3	5	2	1	0	0	17	
05	DONAHUE, Jackson	g	0	4	0	4	1	2	0	0	0	2	1	0	0	0	0	12	
11	HAMILTON, Tyler	g	1	2	0	0	0	0	0	0	0	5	2	0	0	0	0	7	
12	GOODMAN, Devon	g	0	0	0	0	0	0	0	1	1	1	0	0	1	0	0	6	
21	BETLEY, Ryan	g	4	8	3	4	4	4	1	1	2	5	15	0	0	0	0	23	
44	McMANUS, Collin	g	0	0	0	0	0	0	0	0	0	1	0	0	0	0	0	1	
TEAM									4		4					1			
Totals.....			27	63	8	32	9	15	14	24	38	32	71	14	12	2	3	201	

TOTAL FG% 1st Half: 10-28 35.7%	2nd Half: 17-35 48.6%	Game: 42.9%	DEADB
3-Pt. FG% 1st Half: 4-18 22.2%	2nd Half: 4-14 28.6%	Game: 25.0%	REBOUNDS
F Throw % 1st Half: 7-8 87.5%	2nd Half: 2-7 28.6%	Game: 60.0%	2

Saint Joseph's 9-9 (1-2 Big 5)

		tot-fg			3-pt			rebounds										
##	Player	f	fg	fga	fg	fga	ft	fta	of	de	tot	pf	tp	a	to	blk	s	min
02	BROWN, Charlie	f	5	13	2	8	7	8	2	7	9	1	19	0	0	0	0	36
23	LODGE, Markell	f	1	1	0	0	0	1	1	1	2	3	2	0	0	0	0	17
25	DEMERY, James	f	3	9	0	1	9	12	1	5	6	3	15	2	2	2	0	33
00	KIMBLE, Lamarr	g	6	13	2	5	9	11	0	3	3	2	23	5	2	0	0	40
15	CLOVER, Chris	g	4	10	1	3	1	4	0	1	1	3	10	0	1	0	0	26
05	ROBINSON, Nick	g	0	2	0	2	2	2	0	3	3	2	2	0	0	1	1	19
20	CASPER, Brendan	g	0	1	0	0	0	0	0	1	1	1	0	1	1	0	2	7
32	WILLIAMS, Jai	g	1	1	0	0	1	3	1	3	4	1	3	0	0	0	0	9
34	BAUMANN, Javon	g	1	1	0	0	2	2	4	2	6	4	4	0	0	0	0	13
TEAM									2	1	3				1			
Totals.....			21	51	5	19	31	43	11	27	38	20	78	8	7	3	3	200

TOTAL FG% 1st Half: 11-26 42.3%	2nd Half: 10-25 40.0%	Game: 41.2%	DEADB
3-Pt. FG% 1st Half: 3-11 27.3%	2nd Half: 2-8 25.0%	Game: 26.3%	REBOUNDS
F Throw % 1st Half: 10-15 66.7%	2nd Half: 21-28 75.0%	Game: 72.1%	6

Officials: Louis Andrakakos, Bernard Clinton, Tony Crisp
Technical fouls: Penn-Brodeur, AJ. Saint Joseph's-BAUMANN, Javon.
Attendance: 8,590

Score by Periods	1st	2nd	Total
Penn	31	40	71
Saint Joseph's	35	43	78

Game 19: January 24, 2017 - Reilly Center - Olean, N.Y. St. Bonaventure 67 - SJU 63

St. Bonaventure erased an 18-point first half deficit to rally for a 67-63 victory over Saint Joseph's at the Reilly Center. Trailing 42-27 at halftime, St. Bonaventure cut its deficit to nine points with over 11 minutes to play. With Saint Joseph's holding onto a 61-51 lead with 4:22 to go, the Bonnies went on a 12-1 run to take their first lead since the opening minutes, 63-62, on a jumper at 1:31. Jaylen Adams then made 4-of-4 free throws in the final 27 seconds to seal the win as the Hawks went without a field goal for the final 6:33 of the game. **Lamarr Kimble** had 14 points while **Charlie Brown** had 13, all in the first half. **James Demery** also scored 13 points. The Hawks had a strong first half, jumping out quickly, with an 11-0 run to take a 13-2 lead at 12:37, holding the Bonnies scoreless for seven minutes. Saint Joseph's maintained control and led 26-10 on a three by Kimble with 7:17 to go. Saint Joseph's made five of its first nine three-point attempts, and Brown's third three gave the Hawks a 31-15 lead at 4:13. The

Bonnies closed to 33-20 at 2:27 but Brown answered with another basket, to put the Hawks up 35-20. After consecutive baskets by **Chris Clover** and **Jai Williams**, the Hawks increased it to 39-24. Kimble connected on another three to give SJU its biggest lead of the game, 42-24, but the Bonnies hit a buzzer beater to provide the halftime margin, 42-27. SJU made 6-of-11 three-pointers in the first half, while hitting 55 percent from the field. It was a different game in the second half, as the Hawks went cold, making just 8-of-29 from the field and 1-for-11 from three-point range. With SJU maintaining a 53-35 lead, the Bonnies went on a 9-0 run to earn their smallest deficit since the opening minutes, 53-44, with 11:50 to play. Robinson's jumper at 6:33 increased the Hawks' lead to 59-46, but it would be SJU's final basket of the game. Five straight by the Bonnies cut the deficit to, 59-51, although SJU answered with a pair of free throws by Demery to keep the lead at 61-52.

Saint Joseph's 9-10 (2-5 A-10)

##	Player		f	fg	fga	3-pt	fg	fga	ft	fta	rebounds				of	de	tot	pf	tp	a	to	blk	s	min
02	BROWN, Charlie	f	4	11	3	9	2	2	3	1	4	2	13	1	0	1	0	1	1	40				
23	LODGE, Markell	f	1	1	0	0	0	0	3	2	5	3	2	0	1	0	0	0	14					
25	DEMERY, James	f	5	12	0	2	3	5	1	3	4	4	13	2	3	1	0	0	28					
00	KIMBLE, Lamarr	g	5	15	3	8	1	2	0	5	5	4	14	5	2	0	1	0	40					
15	CLOVER, Chris	g	2	5	0	0	0	0	1	2	3	0	4	1	0	0	0	0	21					
05	ROBINSON, Nick	g	2	7	0	1	0	0	2	4	6	3	4	2	1	1	0	0	21					
20	CASPER, Brendan	g	2	4	1	2	0	1	1	0	1	3	5	2	2	0	0	0	11					
32	WILLIAMS, Jai	g	3	4	0	0	0	0	0	2	2	0	6	0	0	0	1	15						
34	BAUMANN, Javon	g	1	1	0	0	0	2	0	0	0	0	2	0	1	0	0	10						
TEAM																								
Totals.....			25	60	7	22	6	12	13	22	35	19	63	13	10	3	3	200						

TOTAL FG% 1st Half: 17-31 54.8%	2nd Half: 8-29 27.6%	Game: 41.7%	DEADB
3-Pt. FG% 1st Half: 6-11 54.5%	2nd Half: 1-11 9.1%	Game: 31.8%	REBOUNDS
F Throw % 1st Half: 2-2 100%	2nd Half: 4-10 40.0%	Game: 50.0%	2

St. Bonaventure 13-6 (5-2 A-10)

##	Player		fg	fga	3-pt	fg	fga	ft	fta	rebounds										tp	a	to	blk	s	min
00	ANDOH, David	f	1	6	0	2	0	0	0	2	2	2	2	2	0	0	0	0	0	16					
12	GREGG, Denzel	f	6	12	0	1	0	2	2	10	12	4	12	0	6	0	0	0	38						
01	TAQQEE, Idris	g	3	6	1	3	2	2	3	3	6	0	9	1	0	1	1	39							
02	MOBLEY, Matt	g	5	9	3	5	0	1	0	5	5	3	13	3	3	0	0	34							
10	ADAMS, Jaylen	g	5	9	2	6	7	7	0	2	2	3	19	5	2	0	3	40							
04	KAPUTO, Nelson	g	0	1	0	1	0	0	0	0	0	1	0	0	0	0	0	6							
15	GRIFFIN, LaDarien	g	0	0	0	0	0	0	0	0	0	0	0	0	0	0	0	3							
33	AYENI, Josh	g	3	4	0	0	6	7	0	2	2	4	12	1	2	0	0	24							
TEAM										1	2	3													
Totals.....			23	47	6	18	15	19	6	26	32	17	67	10	14	1	4	200							

TOTAL FG% 1st Half: 11-26 42.3%	2nd Half: 12-21 57.1%	Game: 48.9%	DEADB
3-Pt. FG% 1st Half: 2-8 25.0%	2nd Half: 4-10 40.0%	Game: 33.3%	REBOUNDS
F Throw % 1st Half: 3-5 60.0%	2nd Half: 12-14 85.7%	Game: 78.9%	0

Officials: Bill McCarthy, Earl Walton, Sean Hull
Technical fouls: Saint Joseph's-None. St. Bonaventure-None.
Attendance: 3,961

Score by Periods	1st	2nd	Total
Saint Joseph's	42	21	63
St. Bonaventure	27	40	67

Game 20: January 28, 2017 - Hagan Arena SJU 73 - La Salle 72

Lamarr Kimble hit the gamewinner with 15.8 seconds to go to lift Saint Joseph's to a 73-72 win over La Salle at Hagan Arena. **Chris Clover** had a career-high 21 points in Saint Joseph's victory. With 35.3 seconds remaining the Hawks inbounded to Kimble, who took it to the right elbow and pulled up for the winning jumper. Kimble finished the game with 14 points, making 3-of-5 from three-point range. Clover shot 8-for-11 from the field, and made 4-of-5 three-pointers, while handing out a personal best five assists. **James Demery** had 13 points and 10 rebounds, **Charlie Brown** scored 15 points and **Jai Williams** had a career-high eight rebounds. Saint Joseph's led by as much as nine in the first two minutes of the second half, but La Salle used a 10-2 run to cut the deficit to 44-43 at 14:28. The Explorers took their first lead since the early going, 50-49, on a pair of free throws at 11:52. La Salle maintained the lead until Brown scored 10 straight points to force a 65-65 tie at 6:19. From there, the teams traded points but a layup by Williams at 5:52 would be the Hawks' last field goal until Kimble's shot. La Salle hit one free throw to tie it for the last time, 70-70, at 3:06, and a jumper gave the visitors a 72-70 lead at 1:25. Demery made one of two from the line at 1:03 to pull the Hawks to within 72-71 and after a La Salle miss at :40, SJU called timeout to set up Kimble's gamewinner. La Salle led in the early minutes, but the Hawks took the lead, 13-12 on a three by Clover. By 11:19 of the first half, Clover had established a new career-high with 13 points as the Hawks held a 20-13 advantage. Saint Joseph's opened up its biggest lead of the half, 27-18, on a pair of free throws from Demery at 7:56. La Salle would close to within four points two more times, but the Hawks went into the lockerroom with a 37-29 edge.

La Salle 11-8 (5-3 A-10)

At June 11, 5:57:16

##	Player		tot-fg		3-pt		rebounds							tp		a	to	blk	s	min
			fg	fga	fg	fga	ft	fta	of	de	tot	pf								
20	JOHNSON, B.J.	f	5	15	3	6	1	2	2	5	7	3	14	1	1	0	1	37		
24	HENRY, Demetrius	f	1	3	0	0	1	3	1	4	5	3	3	1	3	1	1	21		
02	STUKES, Amar	g	6	8	0	1	4	5	0	4	4	3	16	5	1	0	2	36		
03	ROBERTS, Cleon	g	0	5	0	3	7	8	1	4	5	4	7	1	2	0	3	30		

2016-17 SAINT JOSEPH'S BASKETBALL • 22

21	PRICE, Jordan	g	7	14	4	9	3	4	0	3	3	4	21	0	2	0	0	30
01	SHULER, Johnnie		1	4	1	3	1	2	0	2	2	3	4	0	0	0	0	21
05	WASHINGTON, Tony		0	1	0	0	2	2	0	6	6	1	2	0	1	0	0	18
10	DEAS, Isiah		1	3	0	2	3	4	0	1	1	2	5	0	0	0	0	6
12	SAKHNIUK, Yevgen		0	0	0	0	0	0	0	0	0	0	0	0	0	0	0	1
TEAM										1	1							
Totals.....			21	53	8	24	22	30	4	30	34	23	72	8	10	1	7	200

TOTAL FG% 1st Half: 9-29 31.0% 2nd Half: 12-24 50.0% Game: 39.6% DEADBALL
3-Pt. FG% 1st Half: 4-14 28.6% 2nd Half: 4-10 40.0% Game: 33.3% REBOUNDS
F Throw % 1st Half: 7-11 63.6% 2nd Half: 15-19 78.9% Game: 73.3% 9

Saint Joseph's 10-10 (3-5 A-10)

		tot-fg		3-pt		rebounds														
		fg	fga	fg	fga	ft	fta	of	de	tot	pf	tp	a	to	blk	s	min			
##	Player																			
02	BROWN, Charlie	f	3	9	2	5	7	8	0	2	2	4	15	1	1	1	31			
23	LODGE, Markell	f	2	2	0	0	0	0	0	1	1	1	4	0	0	0	1	15		
25	DEMERY, James	f	5	11	0	0	3	7	2	8	10	3	13	4	5	0	37			
00	KIMBLE, Lamarr	f	5	15	3	5	1	1	0	4	4	4	14	1	3	0	0	34		
15	CLOVER, Chris	g	8	11	4	5	1	2	0	1	1	5	21	0	0	0	1	34		
05	ROBINSON, Nick		0	2	0	2	1	3	0	2	2	3	1	3	2	1	1	19		
20	CASPER, Brendan		0	0	0	0	0	2	0	0	0	0	0	0	0	0	5			
32	WILLIAMS, Jai		2	2	0	0	1	2	2	6	8	2	5	0	2	0	0	25		
TEAM								1	3	4										
Totals.....		25	52	9	17	14	25	5	27	32	22	73	14	13	2	4	200			

TOTAL FG% 1st Half: 12-23 52.2% 2nd Half: 13-29 44.8% Game: 48.1% DEADBALL
3-Pt. FG% 1st Half: 6-10 60.0% 2nd Half: 3-7 42.9% Game: 52.9% REBOUNDS
F Throw % 1st Half: 7-13 53.8% 2nd Half: 7-12 58.3% Game: 56.0% 3

Officials: Evon Burroughs, Kenneth Clark, Alfred Smith
Technical fouls: La Salle-None. Saint Joseph's-None.
Attendance: 4,200

Score by Periods		1st	2nd	Total
La Salle		29	43	72
Saint Joseph's		37	36	73

Game 21: January 31, 2017 - Hagan Arena Davidson 75 - SJU 60

Lamarr Kimble had 18 points and four assists, and **Charlie Brown** scored 14, but Saint Joseph's couldn't overcome an early deficit and fell to Davidson, 75-60, at Hagan Arena. Saint Joseph's trailed by 10 points for most of the second half and finally cut it to single digits on a pair of free throws by Brown with 7:50 to play. The Hawks would come within nine points three more times, as a 6-1 run built the Wildcats' lead back up to 16, 72-56, with 1:32 to play and sealed the win. Davidson led from the tip and was up by 17-8. Saint Joseph's used a quick spurt to cut it to 20-14, but from there, Davidson went on an 8-2 run to build the lead back up to 28-16. The Wildcats took their biggest lead of the game, 37-20, at 4:44. The Hawks used three-pointers from Kimble and Brown to trim the deficit to 41-31 at the half. **Brendan Casper** had a team-high eight rebounds off the bench for Saint Joseph's. Davidson made 15-of-28 field goals in the first half, and connected on five three-pointers. In the second half, Saint Joseph's made only 9-of-30 from the field and was just 1-of-5 from behind the arc.

Davidson 12-8 (5-4 A-10)

		tot-fg		3-pt		rebounds													
		fg	fga	fg	fga	ft	fta	of	de	tot	pf	tp	a	to	blk	s	min		
##	Player	fg	fga	fg	fga	ft	fta	of	de	tot	pf	tp	a	to	blk	s	min		
22	MAGARITY, Will f	5	8	1	3	2	2	3	2	5	4	13	1	3	0	0	18		
23	ALDRIDGE, Peyton f	11	18	2	4	7	7	0	13	13	3	31	2	1	0	1	40		
03	GUDEMUNDSSON, J g	4	5	2	3	4	5	2	5	7	3	14	1	0	1	40			
12	GIBBS, Jack g	3	10	0	5	0	0	0	1	1	1	6	7	5	0	1	31		
20	PRITCHETT, K g	2	6	1	3	0	0	1	3	4	2	5	2	1	1	0	24		
15	MICHELSSEN, Oskar	1	3	0	2	0	0	0	2	2	1	2	0	0	0	1	10		
32	REIGEL, Rusty	0	4	0	4	0	0	2	3	5	3	0	1	0	0	0	23		
40	MCALUIFFE, Andrew	2	3	0	0	0	2	0	1	1	3	4	0	1	1	0	24		
TEAM								1	1	2									
Totals.....		28	57	6	24	13	16	9	31	40	20	75	14	12	2	4	200		

TOTAL FG% 1st Half: 15-28 53.6% 2nd Half: 13-29 44.8% Game: 49.1% DEADBALL
3-Pt. FG% 1st Half: 5-16 31.3% 2nd Half: 1-8 12.5% Game: 25.0% REBOUNDS
F Throw % 1st Half: 6-6 100% 2nd Half: 7-10 70.0% Game: 81.3% 1

Saint Joseph's 10-11 (3-6 A-10)

		tot-fg		3-pt		rebounds													
		fg	fga	fg	fga	ft	fta	of	de	tot	pf	tp	a	to	blk	s	min		
##	Player																		
02	BROWN, Charlie	f	4	10	2	3	4	4	1	5	1	14	1	1	0	1	36		
23	LODGE, Markell	f	3	4	0	0	1	2	2	4	6	0	7	0	0	0	20		
25	DEMERY, James	f	2	10	0	0	0	2	1	4	5	1	4	0	2	0	0	18	
00	KIMBLE, Lamarr	g	7	16	1	3	3	3	0	3	3	2	18	4	3	0	2	40	
15	CLOVER, Chris	g	2	11	0	2	3	6	1	2	3	1	7	1	0	0	0	33	
05	ROBINSON, Nick		2	5	0	1	0	2	1	1	2	3	4	0	1	1	0	13	
20	CASPER, Brendan		1	5	0	1	3	4	4	4	8	4	5	2	0	0	0	22	
32	WILLIAMS, Jai		0	0	0	0	0	0	0	2	2	2	0	0	1	0	0	8	
34	BAUMANN, Javon		0	0	0	0	1	2	1	0	1	2	1	0	2	0	0	10	
TEAM								2		2									
Totals.....			21	61	3	10	15	25	16	21	37	16	60	8	10	1	3	200	

TOTAL FG% 1st Half: 12-31 38.7% 2nd Half: 9-30 30.0% Game: 34.4% DEADBALL
3-Pt. FG% 1st Half: 2-5 40.0% 2nd Half: 1-5 20.0% Game: 30.0% REBOUNDS
F Throw % 1st Half: 5-10 50.0% 2nd Half: 10-15 66.7% Game: 60.0% 4

Officials: Mike Eades, Ed Corbett, Jeffrey Anderson
Technical fouls: Davidson-None. Saint Joseph's-None.
Attendance: 3,461

Score by Periods		1st	2nd	Total
Davidson		41	34	75
Saint Joseph's		31	29	60

Game 22: February 4, 2017 - Hagan Arena Fordham 86 - SJU 83 (2 OT)

Antwoine Anderson hit a three-pointer as time expired in the second overtime to lift Fordham to an 86-83 victory over Saint Joseph's. **Lamarr Kimble** made a pair of free throws with seven seconds to go to tie the contest, 83-83, but on the inbounds pass, the Rams got the ball to Anderson who dribbled up court and launched the winning shot from well beyond the arc. Kimble, who played all 50 minutes, led the Hawks with 24 points. **Charlie Brown** scored a career-high 22 points, as he made 6-of-11 three-pointers, and **James Demery** added 14 points. Fordham trailed by 15 points, 52-37, with 9:44 left in the second half. The Rams outscored Saint Joseph's, 25-9, from that point on and took a 62-61 lead on a three-pointer by Chris Sengfelder with 19.4 seconds to go. Kimble answered with his own three-pointer from near the top of the key with 7.2 seconds left to give SJU a 64-62 lead. Saint Joseph's had a foul to give and with Fordham inbound at 5.1 seconds, Joseph Chartouny drove in for a layup to tie the game, 64-64, with one second to go. In the first overtime, Fordham appeared to put the game away, scoring six straight points and owning a 70-64 lead at 1:12. But Chris Clover connected on a three-pointer, and after a pair of free throws by Anderson kept Fordham ahead, 72-67. Demery converted a three-point play to pull SJU within 72-70. The teams traded free throws, as well as misses, and Clover drove in for a layup at :13 to bring SJU within 75-73. Fordham missed a pair of free throws at :11 and Kimble sent the game into the second overtime when he made two free throws with five seconds left. With Fordham up 9-8 early on, Brown starting hitting from outside, connecting on three three-pointers to lead a 13-2 Hawk run that gave SJU a 21-11 lead at 10:21. A quick 6-0 spurt by Fordham cut it to 21-17, but **Jai Williams** scored five straight for Saint Joseph's to build the Hawks' lead back to 26-17. Fordham answered with eight straight points to trim SJU's lead to 26-25. The Hawks built it back up quickly, 32-25, and then took a 35-30 lead into halftime.

Fordham 10-13 (4-6 A-10)

		tot-fg		3-pt		rebounds																	
		fg	fga	fg	fga	ft	fta	of	de	tot	pf	tp	a	to	blk	s	min						
##	Player	fg	fga	fg	fga	ft	fta	of	de	tot	pf	tp	a	to	blk	s	min						
24	SLANINA, Prokop f	6	13	3	9	0	0	1	4	5	5	15	1	0	2	0	26						
43	SENGFELDER, Chris f	5	13	2	8	0	0	1	6	7	2	12	1	0	0	0	49						
00	ANDERSON, A g	6	17	4	10	4	4	2	1	3	2	20	6	5	0	2	47						
12	CHARTOUNY, J g	5	11	1	4	1	1	1	6	7	5	12	6	3	1	3	42						
32	HAWKINS, J g	2	7	1	1	3	4	2	2	4	5	8	1	1	0	2	31						
01	OHAMS, Chuba	1	1	0	0	1	1	1	2	3	5	3	0	1	1	0	14						
02	SANCHEZ, Thomas	0	0	0	0	0	0	0	0	0	0	0	0	0	0	0	1						
05	TAVARES, Will	3	5	1	2	3	6	0	5	5	1	10	0	2	1	1	28						
10	SAGLAM, Sinan	0	0	0	0	0	0	0	0	0	0	0	0	0	0	0	1						
15	HAVSA, Civat	0	0	0	0	0	0	0	0	0	0	0	1	0	0	0	5						
21	BUNTING, Jesse	1	1	0	0	4	4	1	0	1	1	6	0	0	0	0	6						
TEAM								1	4	5													
Totals.....		29	68	12	34	16	20	10	30	40	26	86	16	13	5	8	251						

TOTAL FG% 1st Half: 10-29 34.5% 2nd Half: 14-26 53.8% Game: 42.6% DEADBALL
3-Pt. FG% 1st Half: 5-16 31.3% 2nd Half: 6-12 50.0% Game: 35.3% REBOUNDS
F Throw % 1st Half: 5-6 83.3% 2nd Half: 0-0 0.0% Game: 80.0% 4

Saint Joseph's 10-12 (3-7 A-10)

2016-17 SAINT JOSEPH'S BASKETBALL • 23

Hawks cut the deficit to 66-60 with 3:59 to play. Kimble pulled SJU within 66-63 on another three but Scoochie Smith answered for Dayton with a layup and a three-point-er to build Dayton's lead back to 71-63. After the teams traded free throws, the Flyers appeared to put the game away at 1:41 on a layup by Smith, increasing it to 75-67, but Brown hit his fourth three of the game to get SJU within 75-70. The Flyers iced the game with a pair of free throws at :19. Dayton led early on but with the Hawks holding an 18-16 edge, Dayton scored seven straight points to go up, 23-18. Trailing 29-25, the Hawks got four straight from Kimble to tie the score, 29-29, with :37 seconds to go in the half. A three-pointer put UD ahead at :07 but Kimble quickly tied it, 32-32, with a three of his own at the buzzer.

Saint Joseph's 10-13 (3-8 A-10)

#	Player	fg	fga	3-pt	fga	ft	fta	of	de	tot	pf	tp	a	to	blk	s	min
02	BROWN, Charlie	f	6	17	4	11	1	0	5	5	2	17	1	1	1	1	40
20	CASPER, Brendan	f	3	9	0	3	2	3	6	9	4	8	0	1	0	0	35
23	LODGE, Markell	f	4	4	0	0	0	4	4	8	4	8	0	0	2	1	23
00	KIMBLE, Lamarr	g	7	18	4	10	7	8	0	0	2	25	10	3	0	0	40
05	ROBINSON, Nick	g	1	6	0	2	2	1	6	7	1	4	3	2	0	0	38
10	BLOUNT, Gerald	g	0	0	0	0	0	0	1	1	0	0	0	1	0	0	4
32	WILLIAMS, Jai	g	4	4	0	0	0	0	1	0	1	8	0	1	0	0	15
34	BAUMANN, Javon	g	0	0	0	0	0	0	0	0	0	0	0	0	0	0	5
TEAM																	
Totals.....			25	58	8	26	12	13	9	22	31	14	70	14	10	3	200

TOTAL FG% 1st Half: 13-27 48.1% 2nd Half: 12-31 38.7% Game: 43.1% DEADBALL
3-Pt. FG% 1st Half: 4-12 33.3% 2nd Half: 4-14 28.6% Game: 30.8% REBOUNDS
F Throw % 1st Half: 2-2 100% 2nd Half: 10-11 90.9% Game: 92.3% 2

Dayton 18-5 (9-2 A-10)

#	Player	fg	fga	3-pt	fga	ft	fta	of	de	tot	pf	tp	a	to	blk	s	min
25	POLLARD, Kendall	f	6	10	0	1	7	9	1	2	1	19	1	3	0	1	33
33	MIKESELL, Ryan	f	1	4	1	1	2	2	5	7	3	5	0	2	0	0	19
01	DAVIS, Darrell	g	3	8	3	7	0	0	0	0	2	9	4	0	0	0	26
04	COOKE, Charles	g	6	11	4	8	0	0	1	2	3	0	16	1	0	0	29
11	SMITH, Scoochie	g	4	11	1	5	4	0	1	1	2	1	13	2	0	0	31
02	MILLER, Sam	g	0	2	0	1	0	0	0	1	1	0	0	1	0	0	7
03	DAVIS, Kyle	g	1	4	0	1	0	1	1	7	8	3	2	0	2	1	26
15	CROSBY, John	g	1	5	0	1	0	0	1	0	1	2	1	1	0	0	8
20	WILLIAMS, Xeyrius	g	4	5	1	2	2	1	6	7	2	11	0	0	0	0	21
TEAM																	
Totals.....			26	60	10	27	15	18	12	25	37	14	77	14	10	2	200

TOTAL FG% 1st Half: 13-36 36.1% 2nd Half: 13-24 54.2% Game: 43.3% DEADBALL
3-Pt. FG% 1st Half: 4-14 28.6% 2nd Half: 6-13 46.2% Game: 37.0% REBOUNDS
F Throw % 1st Half: 2-2 100% 2nd Half: 13-16 81.3% Game: 83.3% 1

Officials: Tim Nestor, Clarence Armstrong, D.J. Carstensen
Technical fouls: Saint Joseph's-None. Dayton-None.
Attendance: 12,612

Score by Periods	1st	2nd	Total
Saint Joseph's	32	38	70
Dayton	32	45	77

Game 24: February 11, 2017 - Hagan Arena Massachusetts 87 - SJU 76

Saint Joseph's fell behind early and couldn't recover, dropping an 87-76 decision to Massachusetts at Hagan Arena. **Charlie Brown** led Saint Joseph's with 15 points, on 4-of-8 three-pointers, to go along with eight rebounds. The Hawks' leading scorer **Lamarr Kimble** had 12 points and six assists before leaving the game with a fracture in his foot that ended his season. **Nick Robinson** added 10 points for SJU. Donte Clark hit four three-pointers in the first three minutes as UMass staked a quick 14-5 lead and led for all but two minutes of the entire contest. Down 55-45 with 13 minutes to play, the Hawks went on a 10-0 run with six points from Brown and four from **Javon Baumann** to force the first tie, 55-55, since the opening minute of the game. UMass broke the tie right away, scoring seven straight points to go back up 62-55. Seven straight points stretched the UMass lead to 71-59 with 4:37 to go and from that point, the Minutemen converted 10-of-13 from the foul line to secure the win. The Hawks played the last part of the second half without Kimble at full strength as he suffered the injury with over 12 minutes to play. He hit a three-pointer immediately after that, but left the game briefly at 8:58 and returned for a few minutes before leaving the game for good with 4:27 to play with the Hawks trailing by 12 points.

Massachusetts 13-12 (3-9 A10)

#	Player	fg	fga	3-pt	fga	ft	fta	of	de	tot	pf	tp	a	to	blk	s	min
33	BERGER, Seth	f	1	2	0	0	2	2	0	0	0	2	4	0	0	0	14
45	HOLLOWAY, R	c	4	6	0	0	2	2	4	5	9	1	10	2	4	1	27
00	CLARK, Donte	g	6	9	4	7	8	10	0	3	3	4	24	2	0	0	26
02	PIPKINS, Luwane	g	5	14	4	10	5	5	2	2	4	2	19	1	0	0	39
03	JARREAU, Dejon	g	3	5	0	1	3	4	0	2	2	4	9	5	1	0	21
01	LEWIS, Zach	g	3	9	1	4	4	5	0	3	3	4	11	1	0	0	33
05	BALDWIN, Chris	g	0	1	0	0	0	0	0	0	0	0	0	0	0	0	1
10	HINES, Malik	g	1	2	0	0	0	0	0	2	2	3	2	2	1	0	8
23	ANDERSON, C.J.	g	0	1	0	1	2	1	2	3	2	1	1	0	0	0	17
24	FLOWERS, Tyron	g	2	5	0	3	0	0	2	1	3	1	4	0	0	0	10
55	GRESHAM, Brison	g	1	3	0	0	1	2	1	1	2	2	3	0	0	0	3
TEAM																	
Totals.....			26	57	9	26	26	32	11	21	32	25	87	12	9	2	200

TOTAL FG% 1st Half: 14-29 48.3% 2nd Half: 12-28 42.9% Game: 45.6% DEADBALL
3-Pt. FG% 1st Half: 8-15 53.3% 2nd Half: 1-11 9.1% Game: 34.6% REBOUNDS
F Throw % 1st Half: 7-10 70.0% 2nd Half: 19-22 86.4% Game: 81.3% 3

Saint Joseph's 10-14 (3-9 A10)

#	Player	fg	fga	3-pt	fga	ft	fta	of	de	tot	pf	tp	a	to	blk	s	min
02	BROWN, Charlie	f	4	12	4	8	3	4	3	5	8	2	15	1	0	0	40
23	LODGE, Markell	f	3	4	0	0	1	2	0	2	2	3	7	0	0	1	17
25	DEMERY, James	f	3	6	0	1	2	4	0	2	2	4	8	0	3	0	22
00	KIMBLE, Lamarr	g	2	10	2	7	6	7	0	5	5	2	12	6	3	0	34
15	CLOVER, Chris	g	1	7	0	2	5	7	2	1	3	2	7	1	0	0	16
05	ROBINSON, Nick	g	5	10	0	0	0	0	1	3	4	3	10	2	1	0	20
20	CASPER, Brendan	g	3	5	0	0	2	2	2	0	2	4	8	1	0	0	19
32	WILLIAMS, Jai	g	0	2	0	0	1	2	1	1	2	3	1	0	1	0	10
34	BAUMANN, Javon	g	3	3	0	0	2	4	3	1	4	3	8	0	2	3	12
TEAM																	
Totals.....			24	59	6	18	22	32	17	23	40	26	76	11	10	5	200

TOTAL FG% 1st Half: 9-25 36.0% 2nd Half: 15-34 44.1% Game: 40.7% DEADBALL
3-Pt. FG% 1st Half: 4-11 36.4% 2nd Half: 2-7 28.6% Game: 33.3% REBOUNDS
F Throw % 1st Half: 13-17 76.5% 2nd Half: 9-15 60.0% Game: 68.8% 7

Officials: Dwayne Gladden, Paul Faia, Sean Hull
Technical fouls: Massachusetts-None. Saint Joseph's-None.
Attendance: 4,200

Score by Periods	1st	2nd	Total
Massachusetts	43	44	87
Saint Joseph's	35	41	76

Game 25: February 14, 2017 - Siegel Center - Richmond, Va. VCU 91 - SJU 81

VCU held off Saint Joseph's, 91-81, at the sold-out Siegel Center, in the Hawks' first game without leading scorer **Lamarr Kimble**. **Chris Clover** tied his career-high with 21 points for while **Charlie Brown** added 19 on 5-for-9 shooting. **James Demery** had a double-double with 17 points and 11 rebounds while **Brendan Casper** scored a career-high 13 points off the bench for SJU. Freshman **Nick Robinson** started at point guard and had seven points and five assists. Leading 48-44 at halftime, VCU began the second half with a 7-0 run to open up its biggest lead of the game, 55-44, with 17:39 to play. SJU cut it to 57-54 on a three-pointer by Brown, but JeQuan Lewis answered with his eighth three of the game to put the Rams up 60-54. His ninth three of the game pushed the Rams' lead to 70-62. Trailing 74-64, the Hawks remained in it, despite going without a field goal for close to five minutes before Clover ended it at 4:50 to pull SJU within, 74-68. Saint Joseph's had one more run and came within 82-76 with 1:01 to go, but it became a game of free throws and VCU converted 9-of-10 in the final minute to secure the win. The first half was nip and tuck with the teams trading leads (13) and ties (7). VCU held its biggest lead of the half, 14-9, at 14:06, but the Hawks fought back and led by as much as five, 23-18, after a pair of free throws by Robinson at 7:21. VCU's Lewis hit six of the Rams' eight three-pointers in the first half, including one that broke a 44-44 tie with 30 seconds remaining, as they took a 48-44 lead at halftime.

Saint Joseph's 10-15 (3-10 A10)

#	Player	fg	fga	3-pt	fga	ft	fta	of	de	tot	pf	tp	a	to	blk	s	min
02	BROWN, Charlie	*	5	9	3	5	6	9	1	4	5	3	19	1	2	0	38
05	ROBINSON, Nick	*	2	6	0	0	3	6	0	2	2	3	7	4	3	1	27
15	CLOVER, Chris	*	8	17	1	4	4	4	0	3	3	3	21	2	1	0	33
23	LODGE, Markell	*	0	0	0	0	0	0	1	1	2	5	0	0	0	2	14
25	DEMERY, James	*	6	13	0	0	5	7	2	9	11	4	17	0	6	0	30
10	BLOUNT, Gerald	*	0	0	0	0	0	0	0	0	2	0	0	0	0	0	0+
20	CASPER, Brendan	*	6	9	0	0	1	2	0	1	1	2	13	2	3	0	22
32	WILLIAMS, Jai	*	1	2	0	0	0	0	2	2	4	4	2	0	0	2	19
34	BAUMANN, Javon	*	0	1	0	0	2	2	0	2	2	1	2	0	0	1	7
TEAM																	
Totals.....			28	57	4	9	21	30	9	24	33	27	81	9	15	4	200

TOTAL FG% 1st Half: 17-30 56.7% 2nd Half: 11-27 40.7% Game: 49.1% DEADBALL
3-Pt. FG% 1st Half: 3-5 60.0% 2nd Half: 1-4 25.0% Game: 44.4% REBOUNDS
F Throw % 1st Half: 7-8 87.5% 2nd Half: 14-22 63.6% Game: 70.0% 6

VCU 21-5 (11-2 A-10)

#	Player	fg	fga	3-pt	fga	ft	fta</
---	--------	----	-----	------	-----	----	-------

2016-17 SAINT JOSEPH'S BASKETBALL • 24

Game 26: February 18, 2017 - Gola Arena - Philadelphia, Pa. La Salle 83 - SJU 68

Saint Joseph's fell behind early and couldn't recover as La Salle defeated the Hawks, 83-68, in an Atlantic 10 and Big 5 game at Gola Arena. **James Demery** scored 18 points for the Hawks while **Charlie Brown** and **Chris Clover** each added 13. **Nick Robinson** had 10 points for SJU, which has dropped its last six straight. La Salle jumped out quickly to a 13-3 lead and with over 50 percent shooting, expanded it to 21-8 as Amar Stukes made his first three three-point attempts. The Explorers had a 14-point lead, 24-10, by the 9:35 mark of the half. An 11-4 run increased it to 35-14 with over seven minutes to play. The Explorers took their biggest lead of the half, 41-16, but SJU went on a 10-3 run in the final four minutes of the half, to enter the intermission trailing 44-26. La Salle led by as much as 27 points, 69-42, in the second half but Saint Joseph's trimmed it to 71-60 after an 18-2 run. But the Explorers answered with six straight points to secure the win, holding a 77-60 advantage with 3:48 remaining.

Saint Joseph's 10-16 (3-11 A10)

##	Player	fg	fga	3-pt	fga	ft	fta	rebounds	of	de	tot	pf	tp	a	to	blk	s	min
02	BROWN, Charlie	f	5	18	1	7	2	3	1	5	6	0	13	2	0	1	2	35
23	LODGE, Markell	f	1	1	0	0	2	1	1	2	2	2	0	0	0	0	0	7
25	DEMERY, James	f	5	10	0	0	8	10	1	6	7	1	18	5	4	0	1	38
05	ROBINSON, Nick	g	3	5	0	1	4	4	0	1	1	3	10	1	1	0	0	33
15	CLOVER, Chris	g	6	16	1	3	0	0	0	2	2	4	13	0	2	0	2	30
20	CASPER, Brendan	g	2	3	0	0	0	0	0	2	2	1	4	3	1	0	1	24
32	WILLIAMS, Jai	g	0	0	0	0	1	2	0	1	1	0	1	0	2	0	0	19
34	BAUMANN, Javon	g	3	3	0	0	1	1	1	1	2	1	7	0	1	1	0	14
TEAM									1	1	2							
Totals.....		25	56	2	11	16	22	5	20	25	12	68	11	11	2	6	200	

TOTAL FG% 1st Half: 12-33 36.4% 2nd Half: 13-23 56.5% Game: 44.6% DEADBALL
3-Pt. FG% 1st Half: 0-6 0.0% 2nd Half: 2-5 40.0% Game: 18.2% REBOUNDS
F Throw % 1st Half: 2-6 33.3% 2nd Half: 14-16 87.5% Game: 72.7% 4

La Salle 14-11 (8-6 A10)

##	Player	fg	fga	3-pt	fga	ft	fta	rebounds	of	de	tot	pf	tp	a	to	blk	s	min
02	JOHNSON, B.J.	f	8	16	1	6	1	2	1	8	9	2	18	2	4	0	2	33
24	HENRY, Demetrius	f	1	2	0	0	2	2	1	3	4	2	4	1	2	0	1	16
00	POWELL, Poogie	g	3	7	2	5	5	5	0	7	7	1	13	3	1	0	3	26
02	STUKES, Amar	g	5	6	2	2	3	3	0	0	0	5	15	6	2	0	0	30
21	PRICE, Jordan	g	6	13	5	10	1	2	1	2	3	2	18	5	2	0	1	38
01	SHULER, Johnnie	g	2	3	1	2	0	0	0	0	0	5	0	0	0	0	0	9
03	ROBERTS, Cleon	g	1	4	1	4	0	0	0	6	6	3	3	1	2	0	0	23
05	WASHINGTON, Tony	g	3	4	0	0	1	2	1	2	3	3	7	1	1	1	0	0
13	PHIRI, Saul	g	0	0	0	0	0	0	0	0	0	0	0	0	0	0	0	1
TEAM									1	1					1			
Totals.....		29	55	12	29	13	16	4	29	33	18	83	19	15	0	7	200	

TOTAL FG% 1st Half: 14-30 46.7% 2nd Half: 15-25 60.0% Game: 52.7% DEADBALL
3-Pt. FG% 1st Half: 7-16 43.8% 2nd Half: 5-13 38.5% Game: 41.4% REBOUNDS
F Throw % 1st Half: 9-10 90.0% 2nd Half: 4-6 66.7% Game: 81.3% 4

Officials: Raymond Styons Jr., Tony Henderson, Paul Faia
Technical fouls: Saint Joseph's-None. La Salle-None.
Attendance: 3,400

Score by Periods	1st	2nd	Total
Saint Joseph's	26	42	68
La Salle	44	39	83

Game 27: February 22, 2017 - Hagan Arena St. Bonaventure 83 - SJU 77

St. Bonaventure held off Saint Joseph's, 83-77, to hand the Hawks their seventh straight loss. **James Demery** led five Saint Joseph's scorers in double figures with 21 points while **Charlie Brown** had 12 points. **Chris Clover** had 11 points as did **Brendan Casper**, all in the first half on 5-for-6 shooting, while **Markell Lodge** scored 10 points and had a career-high four blocks. The game was tight early in the second half, with SJU holding its last lead of the game, 51-50, with 13:49 to play. St. Bonaventure went up 59-55, but after an offensive foul call on the Hawks, Saint Joseph's head coach Phil Martelli received consecutive technical fouls and was ejected from the game at 9:02. Matt Mobley, who had 31 points in the game, connected on four straight free throws to give the Bonnies a 63-55 lead. St. Bonaventure increased that lead to 72-62 with 4:32 to play, but the Hawks stayed within striking distance, as a layup by Demery pulled SJU within 76-70 at 1:21. With SJU forced to foul, the Bonnies took advantage and made 7-of-8 from the foul line in the final 37 seconds to ice the win. In the first half, Saint Joseph's used an 8-0 run to take its biggest lead of the half, 15-7, but St. Bonaventure answered with a 14-5 run, as Mobley scored seven points, to regain the lead, 21-20. The Bonnies built the lead up to their biggest of the half, 38-29, but Casper scored seven straight points to close the Hawks' gap to 40-36 at halftime.

St. Bonaventure 17-10 (9-6 A-10)

		tot-fg		3-pt		rebounds													
##	Player	f	fga	f	fga	ft	fta	of	de	tot	pf	tp	a	to	blk	s	min		
12	GREGG, Denzel	f	6	11	0	0	0	3	2	1	3	3	12	0	2	0	1	23	
33	AYENI, Josh	f	2	3	0	0	0	0	0	2	2	3	4	0	1	0	1	16	
01	TAQQEE, Idris	f	1	7	0	2	6	6	3	9	2	8	0	3	1	3	40		
02	MOBLEY, Matt	g	7	13	4	9	13	14	1	9	10	4	31	1	1	0	5	40	
10	ADAMS, Jaylen	g	4	12	3	7	6	6	2	3	5	4	17	9	4	0	2	40	
00	ANDOH, David	g	4	12	0	0	3	4	2	3	5	3	11	1	3	0	1	28	
15	GRIFFIN, LaDarion		0	2	0	0	0	0	0	0	0	3	0	0	0	0	3		
32	IKPEZE, Amadi		0	0	0	0	0	0	1	0	1	2	0	0	2	1	0	10	
TEAM									1	1									

Totals..... 24 60 7 18 28 33 15 21 36 24 83 11 16 2 13 200
TOTAL FG% 1st Half: 14-36 38.9% 2nd Half: 10-24 41.7% Game: 40.0% DEADBALL
3-Pt. FG% 1st Half: 6-13 46.2% 2nd Half: 1-5 20.0% Game: 38.9% REBOUNDS
F Throw % 1st Half: 6-6 100% 2nd Half: 22-27 81.5% Game: 84.8% 3

Saint Joseph's 10-17 (3-12 A-10)

##	Player	fg	fga	3-pt	fga	ft	fta	rebounds	of	de	tot	pf	tp	a	to	blk	s	min
02	BROWN, Charlie	f	3	17	0	9	6	6	2	2	4	2	12	1	2	0	0	37
23	LODGE, Markell	f	5	5	0	0	0	0	2	4	6	4	10	0	0	4	1	22
25	DEMERY, James	f	6	11	0	1	9	11	2	4	6	0	21	2	5	0	0	35
05	ROBINSON, Nick	g	3	5	1	3	0	3	0	4	4	5	7	2	2	1	0	31
15	CLOVER, Chris	g	4	12	1	4	2	3	0	4	4	4	11	3	3	0	0	37
10	BLOUNT, Gerald	g	0	0	0	0	0	0	0	0	1	0	0	0	0	0	0	1
20	CASPER, Brendan	g	5	6	1	1	0	0	0	1	1	5	11	2	3	0	2	21
32	WILLIAMS, Jai	g	1	1	0	0	1	2	2	1	3	1	3	0	1	0	1	9
34	BAUMANN, Javon	g	1	3	0	0	0	2	4	1	5	1	2	0	0	0	0	7
TEAM									2	1	3	2						
Totals.....		28	60	3	18	18	27	14	22	36	25	77	10	15	7	4	200	

TOTAL FG% 1st Half: 14-30 46.7% 2nd Half: 14-30 46.7% Game: 46.7% DEADBALL
3-Pt. FG% 1st Half: 1-5 20.0% 2nd Half: 2-13 15.4% Game: 16.7% REBOUNDS
F Throw % 1st Half: 7-13 53.8% 2nd Half: 11-14 78.6% Game: 66.7% 7

Officials: Jerry Heater, Clarence Armstrong, Rob Riley
Technical fouls: St. Bonaventure-None. Saint Joseph's-TEAM 2.
Attendance: 3,743

Score by Periods	1st	2nd	Total
St. Bonaventure	40	43	83
Saint Joseph's	36	41	77

Game 28: February 25, 2017 - Chaifetz Arena - St. Louis, Mo. Saint Louis 61 - SJU 60

Saint Louis scored eight consecutive points in the final minutes to defeat Saint Joseph's, 61-60, in a game that saw both teams hold double-digit leads. With SJU leading 58-53, a three-pointer by Saint Louis at 1:55 cut it to 58-56 and SLU took its first lead of the second half, 59-58, with 1:04 to go. After a Saint Joseph's turnover, Aaron Hines' layup at :23 gave the Billikens a 61-58 lead. The Hawks couldn't score on their next possession, and after missed free throws gave SJU another chance, **James Demery** drove in for a layup as time expired to provide the final margin. **Chris Clover** scored 17 points for Saint Joseph's with **Charlie Brown** scoring 16. Demery had 15 points and **Brendan Casper** had a career-high seven assists. The Hawks dug a deep hole from tip-off, missing their first eight shots, as Saint Louis took a 12-1 lead before Saint Joseph's scored its first field goal at the 12:34 mark. Saint Louis' biggest lead of the half was 12 points and with the Hawks trailing 22-11, the offense started to come alive. Saint Joseph's outscored SLU 14-0 over the final 6:41, as Clover accounted for nine points. The Hawks took their first lead of the game, 25-22, on a three-pointer by Clover with 12 seconds to go in the half. In the second half, Clover hit his first two three-pointers of the half to give Saint Joseph's a 35-29 lead. Brown hit three consecutive three-pointers to give Saint Joseph's its biggest lead to that point, 48-37, at 10:36. A pair of free throws by Casper extended SJU's lead to its biggest of the game, 50-37, with 9:48 to play. But Saint Louis took advantage of a number of missed plays by the Hawks and used a 15-2 run to tie the game 52-52 with over five minutes to play.

Saint Joseph's 10-18 (3-13 A-10)

##	Player	fg	fga	3-pt	fga	ft	fta	rebounds	of	de	tot	pf	tp	a	to	blk	s	min
02	BROWN, Charlie	f	5	13	4	7	2	4	1	4	5	3	16	2	3	2	0	40
23	LODGE, Markell	f	0	0	0	0	1	2	0	3	3	0	1	0	1	0	0	9
05	ROBINSON, Nick	g	0	0	0	0	0	0	0	1	1	3	0	0	3	0	0	23
15	CLOVER, Chris	g	4	10	4	7	5	6	1	4	5	4	17	3	1	0	2	37
25	DEMERY, James	g	5	14	0	1	4	10	1	3	4	4	14	1	1	1	2	37
10	BLOUNT, Gerald	g	0	0	0	0	0	0	0	0	0	0	0	0	0	0	0	4
20	CASPER, Brendan	g	2	7	0	1	2	2	1	2	3	1	6	7	0	0	2	23
32	WILLIAMS, Jai	g	1	2	0	0	2	2	3	5	8	3	4	0	1	2	1	19
34	BAUMANN, Javon	g	1	2	0	0	0	3	0	3	3	1	2	0	0	0	0	12
TEAM									1	3	4							
Totals.....		18	48	8	16	16	29	8	28	36	19	60	13	12	5	7	200	

TOTAL FG% 1st Half: 7-24 29.2% 2nd Half: 11-24 45.8% Game: 37.5% DEADBALL
3-Pt. FG% 1st Half: 3-9 33.3% 2nd Half: 5-7 71.4% Game: 50.0% REBOUNDS
F Throw % 1st Half: 8-15 53.3% 2nd Half: 8-14 57.1% Game: 55.2% 3

Saint Louis 10-19 (5-11 A-10)

##	Player	fg	fga	3-pt	fga	ft	fta	rebounds	of	de	tot	pf	tp	a	to	blk	s	min
20	JOHNSON, Jalen	f	7	11	3	6	0	0	1	9	10	4	17	0	2	2	1	32
33	WELMER, Elliott	f	0	6	0	1	0	0	1	3	4	2	0	0	1	0	0	15
05	ROBY, Davell	g	3	7	2	5	3	5	0	1	1	3	11	5	2	0	0	39
24	HINES, Aaron	g	3	10	1	4	1	2	1	4	5	3	8	3	0	0	2	37
32	CRAWFORD, Mike	g	3	6	1	3	3	6	1	2	3	3	10	5	2	0	0	28
13	NEUFELD, Matt	g	0	0	0	0	0	0	0	0	1	0	0	0	0	0	0	4
23	MOORE, Zeke	g	1	5	0	1	2	2	1	0	1	2	4	0	0	0	1	18
35	AGBEKO, Reggie	g	4	8	0	0	3	4	1	10	11	3	11	1	2	0	1	31
TEAM									1	3	4							
Totals.....		21	53	7	20	12	19	7	32	39	21	61	14	9	2	5	200	

TOTAL FG% 1st Half: 9-29 31.0% 2nd Half: 12-24 50.0% Game: 39.6% DEADBALL
3-Pt. FG% 1st Half: 3-10 30.0% 2nd Half: 4-10 40.0% Game: 35.0% REBOUNDS
F Throw % 1st Half: 1-2 50.0% 2nd Half: 11-17 64.7% Game: 63.2% 4

Game 29: March 1, 2017 - Hagan Arena
Rhode Island 68 - SJU 49

Rhode Island led from start to finish, as the Rams handed Saint Joseph's a 68-49 loss in the Hawks' home finale and "Senior Night". **Charlie Brown** led Saint Joseph's with 13 points and set a new SJU freshman record for three-pointers in a season with 66. Rhode Island jumped out to a 17-5 lead in the first eight minutes of the game. The Hawks scored 10 of the next 15 points, with four from Brown, to cut their deficit to 22-15 at 7:55. But the Rams finished the half with a 14-5 to take a 36-20 halftime lead. Although SJU came within 13 points, 42-29, in the first five minutes of the second half, Rhode Island used consecutive three pointers and increased the lead to 52-32 with 12:58 to play. The Rams' biggest margin of the game was 61-39 at 6:33 and then matched that, 68-46, with 1:53 remaining. Neither team shot well from three-point range, with Rhode Island hitting 4-of-26 and the Hawks making just 2-of-9. The Hawks' struggles from the foul line continued as well, as they made only 9-of-20. Saint Joseph's injury woes continued as freshman starter **Nick Robinson** played limited minutes (8) because of a bruised foot. Senior **Brendan Casper** started in his place and scored seven points and registered three steals, while taking three charges in the game.

Rhode Island 20-9 (12-5 A10)

		tot-fg		3-pt		rebounds													
##	Player	fg	fga	fg	fga	ft	fta	of	de	tot	pf	tp	a	to	blk	s	min		
12	MARTIN, Hassan	f	4	6	0	1	4	4	3	6	9	3	12	2	0	0	32		
00	MATTHEWS, E.C.	g	4	11	1	8	4	4	1	1	2	0	13	2	0	0	30		
11	DOWTIN, Jeff	g	0	5	0	4	0	0	1	2	3	3	0	1	3	0	25		
23	IVERSON, Kuran	g	5	10	0	2	1	2	0	7	7	4	11	0	1	2	29		
32	TERRELL, Jared	g	1	6	0	3	3	3	1	2	3	4	5	1	2	0	20		
01	GARRETT, Jarvis	g	2	3	0	1	0	0	0	4	4	0	4	4	1	0	3	20	
05	LEVITON, Will		0	0	0	0	0	0	0	0	0	0	0	0	0	0	1		
10	LANGEVINE, Cyril		3	3	0	0	0	0	1	2	3	2	6	2	0	0	9		
13	ROBINSON, Stanford		3	6	1	3	0	0	1	2	3	1	7	3	2	1	2	15	
15	DADIK, Eric		0	1	0	1	0	0	0	0	0	0	0	0	0	0	1		
21	LAYSARD, Mike		0	1	0	0	0	0	1	0	1	0	0	0	1	0	1		
25	THOMPSON, Christian		1	2	1	2	0	0	0	0	0	2	3	0	1	0	6		
45	AKELE, Nicola		2	3	1	1	2	2	0	1	1	3	7	1	1	1	11		
TEAM									2	1	3								
Totals.....		25	57	4	26	14	15	11	28	39	22	68	16	15	4	6	200		

TOTAL FG% 1st Half: 16-30 53.3%
 3-Pt. FG% 1st Half: 1-13 7.7%
 F Throw % 1st Half: 3-4 75.0%

2nd Half: 9-27 33.3%
 2nd Half: 3-13 23.1%
 2nd Half: 11-11 100%

Game: 43.9%
 Game: 15.4%
 Game: 93.3%

DEADBALL
 REBOUNDS
 5

Saint Joseph's 10-19 (3-14 A10)

##	Player	fg	fga	3-pt	fg	fga	ft	fta	rebounds	of	de	tot	pf	tp	a	to	blk	s	min
02	BROWN, Charlie	f	5	11	2	5	1	2	0	3	3	0	13	2	3	0	1	1	36
23	LODGE, Markell	f	2	4	0	0	2	4	3	3	6	2	6	0	0	1	0	24	
25	DEMERY, James	f	2	8	0	0	4	7	0	2	2	0	8	3	3	0	0	30	
15	CLOVER, Chris	g	3	10	0	2	0	2	0	1	1	3	6	1	2	0	2	31	
20	CASPER, Brendan	g	3	9	0	2	1	2	0	1	1	2	7	3	3	0	3	31	
05	ROBINSON, Nick	g	0	0	0	0	0	0	0	0	0	0	0	1	1	0	0	8	
32	WILLIAMS, Jai	g	2	5	0	0	1	2	1	1	2	3	5	0	1	0	0	22	
34	BAUMANN, Javon	g	2	3	0	0	0	1	0	4	4	3	4	0	0	0	1	18	
TEAM									5	2	7								
Totals.....		19	50	2	9	9	20	9	17	26	13	49	10	13	1	7	201		

TOTAL FG% 1st Half: 9-26 34.6%
 3-Pt. FG% 1st Half: 1-3 33.3%
 F Throw % 1st Half: 1-4 25.0%

2nd Half: 10-24 41.7%
 2nd Half: 1-6 16.7%
 2nd Half: 8-16 50.0%

Game: 38.0%
 Game: 22.2%
 Game: 45.0%

DEADBALL
 REBOUNDS
 5

Officials: Jeffrey Anderson, Ray Styons, Sean Hull
 Technical fouls: Rhode Island-None. Saint Joseph's-None.
 Attendance: 3,451

Score by Periods	1st	2nd	Total
Rhode Island	36	32	68
Saint Joseph's	20	29	49

Game 30: March 4, 2017 - Palumbo Center - Pittsburgh, Pa.
SJU 63 - Duquesne 60

Chris Clover and **James Demery** combined to score 38 points as Saint Joseph's defeated Duquesne, 63-60, in the regular-season finale at the Palumbo Center, snapping a nine-game losing streak for the Hawks. In a game that saw both teams hold leads, **Charlie Brown's** jumper at 1:07 gave the Hawks a 61-60 advantage. After missed possessions by both teams, the Dukes inbounded with 8.7 seconds to go and Mike Lewis II was fouled on a drive. He missed both free throws at 4.3 seconds and **Jai Williams** grabbed the Hawks' biggest rebound in over a month. Williams was fouled and converted both free throws at 2.9 to secure the win for SJU. Duquesne missed on the ensuing shot and after an SJU turnover, had one more shot with four-tenths of a second to go, but it was off the mark. Clover scored 19 points and was a perfect 8-for-8 from the foul line while Demery had 19 on 8-for-13 shooting to give the Hawks their first win since January 28. Brown added 11 points for SJU. Trailing 35-28 at halftime, Demery scored the Hawks' first 11 points of the second half, and although the Hawks cut it to 40-35, Duquesne increased its lead to 48-38 with over 13 minutes to play. Saint Joseph's chipped away and after four points each from Clover and Brown pulled within, 52-49. Casper came up with a steal and fed Demery for a layup, and Clover hit a pair of free throws to give the Hawks the lead for the first time since the seven-minute mark of the first half, 53-52. Clover connected on 4-of-4 free throws to push SJU's lead to 59-54 with under five minutes to play. Duquesne regained the lead, 60-59, after a pair of

free throws and a layup at 1:25. In the first half, Duquesne led by as much as 10 points, but the Hawks cut the deficit to 35-28 by the half.

Saint Joseph's 11-20 (4-14 A-10)

##		Player	fg		3-pt		rebounds												
			f	g	f	g	f	t	of	de	tot	pf	tp	a	to	blk	s	min	
02	BROWN, Charlie	f	4	14	1	5	2	2	2	4	6	5	11	2	3	0	0	32	
23	LODGE, Markell	f	0	0	0	0	0	0	0	3	3	3	0	0	1	0	1	15	
25	DEMERY, James	f	8	13	2	3	1	3	0	6	6	4	19	2	2	0	0	28	
05	ROBINSON, Nick	g	2	3	1	2	1	2	0	2	2	2	6	4	2	0	1	25	
15	CLOVER, Chris	g	5	18	1	7	8	8	1	3	4	1	19	3	0	0	1	40	
20	CASPER, Brendan	g	1	6	0	2	1	3	2	4	6	3	3	1	1	1	2	30	
32	WILLIAMS, Jai	g	1	1	0	0	3	4	2	3	5	1	5	0	2	0	0	13	
34	BAUMANN, Javon	g	0	2	0	0	0	0	0	4	4	1	0	0	1	2	0	17	
TEAM			3 2 5																
Totals.....			21	57	5	19	16	22	10	31	41	20	63	12	12	3	5	200	

TOTAL FG% 1st Half: 11-31 35.5%
 3-Pt. FG% 1st Half: 3-13 23.1%
 F Throw % 1st Half: 3-6 50.0%

2nd Half: 10-26 38.5%
 2nd Half: 2-6 33.3%
 2nd Half: 13-16 81.3%

Game: 36.8%
 Game: 26.3%
 Game: 72.7%

DEADBALL
 REBOUNDS
 3

Duquesne 10-21 (3-15 A-10)

##	Player	fg	fga	3-pt	fg	fga	ft	fta	rebounds	of	de	tot	pf	tp	a	to	blk	s	min
20	SANDERS, Nakye	f	0	1	0	0	0	0	1	1	2	4	0	1	2	0	0	24	
45	MIKE, Isiah	f	4	16	1	10	2	3	0	6	6	1	11	2	2	1	1	32	
01	LEWIS II, Mike	g	3	9	1	7	0	2	0	3	3	2	7	0	2	0	0	39	
03	SMITH, Tarin	g	3	6	0	1	3	6	0	5	5	2	9	3	2	2	1	36	
05	BLACKMAN, Emile	g	8	14	2	3	8	11	2	5	7	3	26	3	4	0	0	40	
00	LEWIS, Darius	g	1	1	0	0	2	2	1	4	5	5	4	0	2	1	1	16	
14	ABRAHAMSON, Kale	g	1	3	0	1	1	2	0	0	0	1	3	2	0	0	0	10	
25	LITTLESON, Spencer	g	0	1	0	1	0	0	0	1	1	1	0	0	0	0	0	3	
	TEAM								2	3	5								
	Totals.....		20	51	4	23	16	26	6	28	34	19	60	11	14	4	3	200	

TOTAL FG% 1st Half: 13-32 40.6%
 3-Pt. FG% 1st Half: 4-16 25.0%
 F Throw % 1st Half: 5-9 55.6%

2nd Half: 7-19 36.8%
 2nd Half: 0-7 0.0%
 2nd Half: 11-17 64.7%

Game: 39.2%
 Game: 17.4%
 Game: 61.5%

DEADBALL
 REBOUNDS
 5

Officials: Kenneth Clark, Trey Styons, Bernard Clinton
 Technical fouls: Saint Joseph's-None. Duquesne-None.
 Attendance: 1,464

Score by Periods	1st	2nd	Total
Saint Joseph's	28	35	63
Duquesne	35	25	60

HAWKS' A-10 TOURNAMENT RECORDS

(entering 2017 Tournament)

	<u>Appearances</u>	<u>Record</u>	<u>Last Time</u>	<u>Streak</u>
First Round *	17	13-4	2015	L-1
Quarterfinals	30	16-14	2016	W-2
Semifinals	16	7-9	2016	W-2
Finals	7	4-3	2016	W-2
Overall Record		40-30 (34 years)		

Championships - 3 (1997, 2014, 2016)** as of 2015, referred to as Second Round***ALL-TIME A-10 TOURNAMENT RESULTS**

SJU seed in (); bold denotes championship

1983:	(West Semi)	(2E)	Temple 88 - SJU 69
1984:	(Qtr)	(2)	St. Bonaventure 68 - SJU 67
1985:	(Qtr)	(3)	SJU 52 - George Washington 49
	(Semi)		Temple 62 - SJU 61
1986:	(Qtr)	(1)	SJU 59 - Penn State 51
	(Semi)		SJU 60 - Duquesne 59
	(Final)		SJU 72 - West Virginia 64
1987:	(Qtr)	(5)	SJU 81 - Penn State 78
	(Semi)		Temple 84 - SJU 68
1988:	(Qtr)	(5)	SJU 85 - Penn State 78 (OT)
	(Semi)		Temple 74 - SJU 67
1989:	(1st Rd)	(9)	SJU 87 - Massachusetts 83
	(Qtr)		West Virginia 79 - SJU 59
1990:	(1st Rd)	(8)	Duquesne 96 - SJU 70
1991:	(1st Rd)	(8)	SJU 82 - Rhode Island 65 (OT)
	(Qtr)		SJU 96 - Rutgers 87 (OT)
	(Semi)		G. Washington 84 - SJU 82 (OT)
1992:	(Qtr)	(7)	Temple 75 - SJU 59
1993:	(Qtr)	(2)	SJU 71 - Rutgers 70
	(Semi)		Temple 71 - SJU 60
1994:	(1st Rd)	(8)	SJU 94 - St. Bonaventure 83
	(Qtr)		Massachusetts 74 - SJU 58
1995:	(Qtr)	(4)	SJU 84 - St. Bona. 78 (2OT)
	(Semi)		Massachusetts 68 - SJU 57
1996:	(1st Rd)	(3E)	SJU 80 - Duquesne 72 (OT)
	(Qtr)		G. Washington 81- SJU 71
1997:	(Qtr)	(1E)	SJU 75 - St. Bonaventure 59
	(Semi)		SJU 78 - George Washington 70
	(Final)		SJU 61 - Rhode Island 56
1998:	(1st Rd)	(5E)	SJU 73 - La Salle 72
	(Qtr)		Temple 76 - SJU 52
1999:	(1st Rd)	(6E)	La Salle 81 - SJU 54
2000:	(1st Rd)	(4E)	SJU 65 - La Salle 56
	(Qtr)		Dayton 67- SJU 64
2001:	(Qtr)	(1)	SJU 82 - La Salle 74
	(Semi)		Massachusetts 75 - SJU 70
2002:	(Qtr)	(2E)	Dayton 81 - SJU 74
2003:	(Qtr)	(1E)	SJU 68 - La Salle 48
	(Semi)		Dayton 76 - SJU 73
2004:	(Qtr)	(1E)	Xavier 87 - *SJU 67
2005:	(Qtr)		SJU 63- Richmond 51
	(Semi)		SJU 73- Xavier 68
	(Final)		George Washington 76- SJU 67
2006:	(1st Rd)	(5)	SJU 67- Dayton 55
	(Qtr)		SJU 56- Saint Louis 37
	(Semi)		SJU 73- Temple 59
	(Final)		Xavier 62- SJU 61
2007:	(1st Rd)	(6)	SJU 66 - Temple 62
	(Qtr)		George Washington 58- SJU 43

2008:	(1st Rd)	(5)	SJU 80 - Fordham 62
	(Qtr)		SJU 61 - Richmond 47
	(Semi)		SJU 61 - Xavier 53
	(Final)		Temple 69 - SJU 64
2009:	(1st Rd)	(5)	SJU 72 - Charlotte 62
	(Qtr)		Temple 79 - SJU 65
2010:	(1st Rd)	(12)	Rhode Island 87 - SJU 76
2011:	(1st Rd)	(12)	SJU 71 - George Washington 59 (OT)
	(Qtr)		SJU 93 - Duquesne 90 (OT)
	(Semi)		Dayton 64 - SJU 63
2012:	(1st Rd)	(5)	SJU 80 - Charlotte 64
	(Qtr)		St. Bonaventure 71 - SJU 68
2012:	(1st Rd)	(5)	SJU 80 - Charlotte 64
	(Qtr)		St. Bonaventure 71 - SJU 68
2013:	(1st Rd)	(10)	SJU 58 - Xavier 57
	(Qtr)		VCU 82 - SJU 79
2014:	(Qtr)	(4)	SJU 70 - Dayton 67
	(Semi)		SJU 67 - St. Bonaventure 48
	(Final)		SJU 65 - VCU 61
2015:	(2nd Rd)	(7)	St. Bonaventure 60 - SJU 49
2016:	(Qtr)	(4)	SJU 86 - George Washington 80
	(Semi)		SJU 82 - Dayton 79
	(Final)		SJU 87 - VCU 74

CAREER STATS - A-10 TOURNAMENT

Javon Baumann	Min	FG-A	3FG-A	FT-A	RB	AST	PTS
'14 vs. St. Bona	1	0-0	0-0	0-0	0	0	0
'15 vs. St. Bona	16	1-1	0-0	0-0	5	0	2
'16 vs. GW	3	0-0	0-0	0-0	0	0	0
'16 vs. Dayton	1	0-0	0-0	0-0	0	0	0
'16 vs. VCU	1	0-0	0-0	0-0	0	0	0
Totals (Avg/Pct)	22	1-1	0-0	0-0	5	0	2
5 games	4.4	1.000	.000	.000	1.0	0	0.4
Mike Booth	Min	FG-A	3FG-A	FT-A	RB	AST	PTS
'16 vs. VCU	1	0-0	0-0	0-0	0	0	0
Brendan Casper	Min	FG-A	3FG-A	FT-A	RB	AST	PTS
'14 vs. St. Bona	1	0-0	0-0	1-2	0	0	1
'16 vs. VCU	1	0-0	0-0	0-0	0	0	0
Totals (Avg/Pct)	2	0-0	0-0	0-0	0	0	1
2 games	1.0	.000	.000	.000	0.0	0	0.5
Chris Clover	Min	FG-A	3FG-A	FT-A	RB	AST	PTS
'16 vs. VCU	1	0-0	0-0	0-0	0	0	0
James Demery	Min	FG-A	3FG-A	FT-A	RB	AST	PTS
'15 vs. St. Bona	32	4-9	0-1	0-0	3	1	8
'16 vs. GW	28	6-7	1-1	2-3	8	1	15
'16 vs. Dayton	20	3-5	1-1	0-0	4	0	7
'16 vs. VCU	14	0-0	0-0	0-3	2	0	0
Totals (Avg/Pct)	94	13-21	2-3	2-6	17	2	30
4 games	23.5	.619	.667	.333	4.2	0.5	0.5
Markell Lodge	Min	FG-A	3FG-A	FT-A	RB	AST	PTS
'16 vs. VCU	1	0-0	0-0	0-0	0	0	0
Kyle Thompson	Min	FG-A	3FG-A	FT-A	RB	AST	PTS
'16 vs. VCU	1	0-0	0-0	1-2	0	0	1
Jai Williams	Min	FG-A	3FG-A	FT-A	RB	AST	PTS
'15 vs. St. Bona	13	2-2	0-0	0-0	3	0	4



Saint Joseph's Basketball
Saint Joseph's Combined Team Statistics (as of Mar 04, 2017)
All games



Overall record: 11-19 Conf: 4-14 Home: 6-8 Away: 4-9 Neutral: 1-2

#	Player	gp-gs	min	avg	Total		3-Point		F-Throw		Rebounds				pf	dq	a	to	blk	stl	pts	avg
					fg-fga	fg%	3fg-fga	3fg%	ft-fa	ft%	off	def	tot	avg								
01	NEWKIRK, Shavar	12-12	404	33.7	76-163	.466	19-48	.396	72-85	.847	20	37	57	4.8	20	0	42	26	2	15	243	20.3
00	KIMBLE, Lamarr	24-24	897	37.4	127-351	.362	40-125	.320	78-112	.696	15	82	97	4.0	39	0	107	79	3	20	372	15.5
25	DEMERY, James	19-17	598	31.5	94-224	.420	6-25	.240	74-126	.587	23	96	119	6.3	47	1	31	58	9	9	268	14.1
02	BROWN, Charlie	30-29	1021	34.0	124-331	.375	67-178	.376	68-83	.819	33	121	154	5.1	64	1	33	34	21	24	383	12.8
15	CLOVER, Chris	29-17	646	22.3	80-219	.365	21-71	.296	43-64	.672	14	47	61	2.1	59	1	29	31	1	17	224	7.7
05	ROBINSON, Nick	30-18	692	23.1	51-140	.364	10-43	.233	42-76	.553	26	82	108	3.6	71	1	53	49	15	13	154	5.1
20	CASPER, Brendan	30-3	547	18.2	58-132	.439	4-26	.154	29-43	.674	25	67	92	3.1	72	2	42	27	1	28	149	5.0
23	LODGE, Markell	30-30	536	17.9	63-83	.759	0-0	.000	14-37	.378	51	74	125	4.2	63	1	2	11	29	7	140	4.7
32	WILLIAMS, Jai	26-0	277	10.7	26-39	.667	0-0	.000	21-34	.618	22	34	56	2.2	38	0	0	17	3	5	73	2.8
34	BAUMANN, Javon	29-0	384	13.2	32-52	.615	0-0	.000	15-41	.366	47	55	102	3.5	50	1	1	16	21	9	79	2.7
03	BOOTH, Michael	6-0	10	1.7	1-4	.250	1-2	.500	0-0	.000	1	2	3	0.5	0	0	0	1	0	0	3	0.5
10	BLOUNT, Gerald	9-0	17	1.9	0-2	.000	0-0	.000	3-4	.750	2	1	3	0.3	3	0	0	3	0	1	3	0.3
21	THOMPSON, Kyle	6-0	12	2.0	0-2	.000	0-0	.000	1-4	.250	1	2	3	0.5	0	0	1	2	0	0	1	0.2
13	VEGA, Christian	3-0	4	1.3	0-2	.000	0-1	.000	0-0	.000	0	1	1	0.3	1	0	0	0	0	0	0	0.0
11	FREEMAN, Toliver	1-0	1	1.0	0-1	.000	0-1	.000	0-0	.000	0	0	0	0.0	0	0	0	0	0	0	0	0.0
22	EDWARDS, Lorenzo	1-0	4	4.0	0-1	.000	0-1	.000	0-0	.000	1	0	1	1.0	0	0	0	1	0	1	0	0.0
Team											56	55	111		3		7					
Total.....		30	6050		732-1746	.419	168-521	.322	460-709	.649	337	756	1093	36.4	530	8	341	362	105	149	2092	69.7
Opponents.....		30	6050		757-1745	.434	273-778	.351	408-560	.729	278	798	1076	35.9	617	-	438	382	80	171	2195	73.2

TEAM STATISTICS			SJU	OPP	Date	Opponent	Score	Att.
SCORING			2092	2195	11/12/16	TOLEDO	w 77-76	4200
Points per game			69.7	73.2	11/14/16	COLUMBIA	w 85-65	3543
Scoring margin			-3.4	-	11/18/16	vs Loyola Chicago	w 71-57	512
FIELD GOALS-ATT			732-1746	757-1745	11/20/16	vs Ole Miss	L 68-81	2755
Field goal pct			.419	.434	11/21/16	vs NC State	L 63-73	2699
3 POINT FG-ATT			168-521	273-778	11/30/16	TEMPLE	L 72-78	4200
3-point FG pct			.322	.351	12/03/16	at Villanova	L 57-88	6500
3-pt FG made per game			5.6	9.1	12/11/16	at Drexel	w 72-71	1252
FREE THROWS-ATT			460-709	408-560	12/14/16	at Princeton	w 76-68	2360
Free throw pct			.649	.729	12/18/16	at Illinois State	L 72-81	3924
F-Throws made per game			15.3	13.6	12/22/16	LAFAYETTE	w 92-63	3411
REBOUNDS			1093	1076	* 12/30/16	GEORGE WASHINGTON	w 68-63	4200
Rebounds per game			36.4	35.9	* 01/03/17	at Rhode Island	L 58-88	3880
Rebounding margin			+0.6	-	* 01/07/17	at Fordham	w 70-55	2575
ASSISTS			341	438	* 01/10/17	GEORGE MASON	L 67-75	3051
Assists per game			11.4	14.6	* 01/14/17	RICHMOND	L 66-70	4051
TURNOVERS			362	382	* 01/18/17	at Massachusetts	L 57-62	2370
Turnovers per game			12.1	12.7	01/21/17	PENN	w 78-71	8590
Turnover margin			+0.7	-	* 01/24/17	at St. Bonaventure	L 63-67	3961
Assist/turnover ratio			0.9	1.1	* 01/28/17	LA SALLE	w 73-72	4200
STEALS			149	171	* 01/31/17	DAVIDSON	L 60-75	3461
Steals per game			5.0	5.7	* 02/04/17	FORDHAM	Lo2 83-86	4200
BLOCKS			105	80	* 02/07/17	at Dayton	L 70-77	12612
Blocks per game			3.5	2.7	* 02/11/17	MASSACHUSETTS	L 76-87	4200
ATTENDANCE			58501	63980	* 02/14/17	at VCU	L 81-91	7637
Home games-Avg/Game			14-4179	13-4463	* 02/18/17	at La Salle	L 68-83	3400
Neutral site-Avg/Game			-	3-1989	* 02/22/17	ST. BONAVENTURE	L 77-83	3743
Score by Periods			1st	2nd	OT	OT2	Totals	
Saint Joseph's			1017	1056	11	8	2092	
Opponents			1062	1111	11	11	2195	

* - Conference game



Saint Joseph's Basketball
Saint Joseph's Season Box Score (as of Mar 04, 2017)
Conference games



RECORD:	OVERALL	HOME	AWAY	NEUTRAL
ALL GAMES	4-14	2-7	2-7	0-0
CONFERENCE	4-14	2-7	2-7	0-0
NON-CONFERENCE	0-0	0-0	0-0	0-0

##	Player	gp-gs	min	avg	Total		3-Point		F-Throw		Rebounds				pf	dq	a	to	blk	stl	pts	avg
					fg-fga	fg%	3fg-fga	3fg%	ft-fa	ft%	off	def	tot	avg								
00	KIMBLE, Lamarr	12-12	467	38.9	61-176	.347	21-63	.333	41-58	.707	4	42	46	3.8	24	0	53	49	1	12	184	15.3
25	DEMERY, James	17-15	533	31.4	86-201	.428	6-22	.273	64-112	.571	20	85	105	6.2	42	1	29	52	6	8	242	14.2
02	BROWN, Charlie	18-17	647	35.9	78-214	.364	42-114	.368	47-58	.810	23	66	89	4.9	38	1	21	26	16	13	245	13.6
01	NEWKIRK, Shavar	1-1	18	18.0	2-6	.333	0-2	.000	6-6	1.000	0	1	1	1.0	0	0	2	1	0	3	10	10.0
15	CLOVER, Chris	17-16	464	27.3	57-156	.365	17-51	.333	38-52	.731	9	33	42	2.5	37	1	27	14	1	9	169	9.9
20	CASPER, Brendan	18-3	347	19.3	40-92	.435	2-16	.125	16-28	.571	17	37	54	3.0	42	1	34	17	1	16	98	5.4
05	ROBINSON, Nick	18-8	435	24.2	30-77	.390	4-19	.211	24-47	.511	14	45	59	3.3	42	1	37	30	9	7	88	4.9
23	LODGE, Markell	18-18	324	18.0	39-48	.813	0-0	.000	7-18	.389	30	47	77	4.3	39	1	1	6	17	6	85	4.7
32	WILLIAMS, Jai	16-0	200	12.5	18-28	.643	0-0	.000	13-20	.650	17	25	42	2.6	25	0	0	14	3	5	49	3.1
34	BAUMANN, Javon	17-0	200	11.8	16-27	.593	0-0	.000	7-21	.333	19	29	48	2.8	26	1	0	13	14	7	39	2.3
03	BOOTH, Michael	2-0	3	1.5	0-0	.000	0-0	.000	0-0	.000	0	1	1	0.5	0	0	0	1	0	0	0	0.0
21	THOMPSON, Kyle	2-0	3	1.5	0-1	.000	0-0	.000	0-0	.000	1	1	2	1.0	0	0	0	1	0	0	0	0.0
10	BLOUNT, Gerald	6-0	9	1.5	0-1	.000	0-0	.000	0-0	.000	0	1	1	0.2	3	0	0	3	0	0	0	0.0
Team											41	32	73		2			3				
Total.....		18	3650		427-1027	.416	92-287	.321	263-420	.626	195	445	640	35.6	320	7	204	230	68	86	1209	67.2
Opponents.....		18	3650		446-1033	.432	154-450	.342	277-371	.747	166	482	648	36.0	367	-	258	226	46	119	1323	73.5

Score by Periods	1st	2nd	OT	OT2	Totals
Saint Joseph's	579	611	11	8	1209
Opponents	638	663	11	11	1323



Saint Joseph's Basketball
Saint Joseph's Points-Rebounds-Assists (as of Mar 04, 2017)
All games



Opponent	Date	Score	00 KIMBLE,LAM	01 NEWKIRK,SH	02 BROWN,CHAR	03 BOOTH,MICH	05 ROBINSON,N	10 BLOUNT,GER	11 FREEMAN,TO
TOLEDO	11/12/16	77-76	w	16-2-3	28-7-3	5-4-2	DNP	7-3-0	DNP
COLUMBIA	11/14/16	85-65	w	19-3-8	17-3-4	15-5-1	0-0-0	5-5-3	DNP
vs Loyola Chicago	11/18/16	71-57	w	26-3-1	20-2-1	9-6-1	DNP	3-5-3	DNP
vs Ole Miss	11/20/16	68-81	L	10-7-4	21-3-6	13-4-0	DNP	4-5-3	DNP
vs NC State	11/21/16	63-73	L	3-4-2	23-6-5	14-5-1	DNP	5-5-0	DNP
TEMPLE	11/30/16	72-78	L	12-6-9	22-7-5	9-7-1	DNP	11-3-2	DNP
at Villanova	12/03/16	57-88	L	15-4-4	11-2-4	8-5-0	0-0-0	7-1-1	0-1-0
at Drexel	12/11/16	72-71	w	16-4-1	27-7-4	7-1-2	DNP	2-1-0	DNP
at Princeton	12/14/16	76-68	w	17-8-9	19-8-0	12-7-0	DNP	4-3-1	DNP
at Illinois State	12/18/16	72-81	L	9-3-6	21-7-4	14-4-1	3-0-0	9-7-0	DNP
LAFAYETTE	12/22/16	92-63	w	22-4-2	24-4-4	13-8-3	0-2-0	7-8-3	1-0-0
GEORGE WASHINGTON	12/30/16	68-63	w	13-1-5	10-1-2	13-4-2	DNP	8-2-0	DNP
at Rhode Island	01/03/17	58-88	L	8-3-4	DNP	11-3-1	0-1-0	1-4-2	0-0-0
at Fordham	01/07/17	70-55	w	12-9-6	DNP	0-4-0	0-0-0	5-3-3	0-0-0
GEORGE MASON	01/10/17	67-75	L	18-1-1	DNP	17-6-2	DNP	0-3-1	DNP
RICHMOND	01/14/17	66-70	L	17-3-4	DNP	13-5-0	DNP	14-8-2	DNP
at Massachusetts	01/18/17	57-62	L	9-7-3	DNP	11-6-0	DNP	0-3-3	DNP
PENN	01/21/17	78-71	w	23-3-5	DNP	19-9-0	DNP	2-3-0	DNP
at St. Bonaventure	01/24/17	63-67	L	14-5-5	DNP	13-4-1	DNP	4-6-2	DNP
LA SALLE	01/28/17	73-72	w	14-4-1	DNP	15-2-1	DNP	1-2-3	DNP
DAVIDSON	01/31/17	60-75	L	18-3-4	DNP	14-5-1	DNP	4-2-0	DNP
FORDHAM	02/04/17	83-86	L	24-5-4	DNP	22-8-1	DNP	7-5-4	DNP
at Dayton	02/07/17	70-77	L	25-0-10	DNP	17-5-1	DNP	4-7-3	0-1-0
MASSACHUSETTS	02/11/17	76-87	L	12-5-6	DNP	15-8-1	DNP	10-4-2	DNP
at VCU	02/14/17	81-91	L	DNP	DNP	19-5-1	DNP	7-2-4	0-0-0
at La Salle	02/18/17	68-83	L	DNP	DNP	13-6-2	DNP	10-1-1	DNP
ST. BONAVENTURE	02/22/17	77-83	L	DNP	DNP	12-4-1	DNP	7-4-2	0-0-0
at Saint Louis	02/25/17	60-61	L	DNP	DNP	16-5-2	DNP	0-1-0	0-0-0
RHODE ISLAND	03/01/17	49-68	L	DNP	DNP	13-3-2	DNP	0-0-1	DNP
at Duquesne	03/04/17	63-60	w	DNP	DNP	11-6-2	DNP	6-2-4	DNP

Opponent	Date	Score	13 VEGA,CHRIS	15 CLOVER,CHR	20 CASPER,BRE	21 THOMPSON,K	22 EDWARDS,LO	23 LODGE,MARK	25 DEMERY,JAM
TOLEDO	11/12/16	77-76	w	DNP	0-0-0	0-0-0	DNP	4-1-1	11-8-0
COLUMBIA	11/14/16	85-65	w	0-0-0	11-2-0	7-2-0	1-0-0	1-3-0	DNP
vs Loyola Chicago	11/18/16	71-57	w	DNP	0-3-0	6-3-0	DNP	3-4-0	DNP
vs Ole Miss	11/20/16	68-81	L	DNP	8-0-0	0-2-1	DNP	8-2-0	DNP
vs NC State	11/21/16	63-73	L	DNP	2-5-0	2-5-0	DNP	4-6-0	DNP
TEMPLE	11/30/16	72-78	L	DNP	2-1-0	2-2-0	DNP	9-5-0	DNP
at Villanova	12/03/16	57-88	L	0-0-0	5-3-1	2-2-0	0-0-0	DNP	6-10-0
at Drexel	12/11/16	72-71	w	DNP	1-2-1	10-4-2	DNP	3-2-0	DNP
at Princeton	12/14/16	76-68	w	DNP	4-1-0	8-7-1	DNP	8-9-0	DNP
at Illinois State	12/18/16	72-81	L	DNP	2-1-0	9-4-2	0-0-1	DNP	2-0-0
LAFAYETTE	12/22/16	92-63	w	0-1-0	10-0-0	5-6-1	0-1-0	DNP	5-4-0
GEORGE WASHINGTON	12/30/16	68-63	w	DNP	7-1-0	2-1-1	DNP	2-6-0	9-4-4
at Rhode Island	01/03/17	58-88	L	DNP	4-3-0	2-2-1	0-1-0	DNP	10-2-0
at Fordham	01/07/17	70-55	w	DNP	6-3-2	10-5-5	0-1-0	DNP	10-7-0
GEORGE MASON	01/10/17	67-75	L	DNP	4-1-0	10-4-1	DNP	DNP	0-0-0
RICHMOND	01/14/17	66-70	L	DNP	9-0-1	2-6-1	DNP	DNP	2-2-0
at Massachusetts	01/18/17	57-62	L	DNP	5-2-3	2-0-0	DNP	DNP	11-9-1
PENN	01/21/17	78-71	w	DNP	10-1-0	0-1-1	DNP	DNP	2-2-0
at St. Bonaventure	01/24/17	63-67	L	DNP	4-3-1	5-1-2	DNP	DNP	2-5-0
LA SALLE	01/28/17	73-72	w	DNP	21-1-5	0-0-0	DNP	DNP	4-1-0
DAVIDSON	01/31/17	60-75	L	DNP	7-3-1	5-8-2	DNP	DNP	7-6-0
FORDHAM	02/04/17	83-86	L	DNP	8-3-1	0-2-2	DNP	DNP	3-7-0
at Dayton	02/07/17	70-77	L	DNP	DNP	8-9-0	DNP	DNP	8-8-0
MASSACHUSETTS	02/11/17	76-87	L	DNP	7-3-1	8-2-1	DNP	DNP	7-2-0
at VCU	02/14/17	81-91	L	DNP	21-3-2	13-1-2	DNP	DNP	0-2-0
at La Salle	02/18/17	68-83	L	DNP	13-2-0	4-2-3	DNP	DNP	2-2-0
ST. BONAVENTURE	02/22/17	77-83	L	DNP	11-4-3	11-1-2	DNP	DNP	10-6-0
at Saint Louis	02/25/17	60-61	L	DNP	17-5-3	6-3-7	DNP	DNP	1-3-0
RHODE ISLAND	03/01/17	49-68	L	DNP	6-1-1	7-1-3	DNP	DNP	6-6-0
at Duquesne	03/04/17	63-60	w	DNP	19-4-3	3-6-1	DNP	DNP	0-3-0



Saint Joseph's Basketball
Saint Joseph's Points-Rebounds-Assists (as of Mar 04, 2017)
All games



Opponent	Date	Score		32	34
				WILLIAMS,J	BAUMANN,JA
TOLEDO	11/12/16	77-76	w	3-0-0	3-5-0
COLUMBIA	11/14/16	85-65	w	3-1-0	4-6-0
vs Loyola Chicago	11/18/16	71-57	w	DNP	4-3-0
vs Ole Miss	11/20/16	68-81	L	0-1-0	4-5-0
vs NC State	11/21/16	63-73	L	6-2-0	4-4-1
TEMPLE	11/30/16	72-78	L	DNP	5-4-0
at Villanova	12/03/16	57-88	L	2-0-0	1-0-0
at Drexel	12/11/16	72-71	w	0-3-0	6-9-0
at Princeton	12/14/16	76-68	w	2-1-0	2-7-0
at Illinois State	12/18/16	72-81	L	1-0-0	2-3-0
LAFAYETTE	12/22/16	92-63	w	4-2-0	1-2-0
GEORGE WASHINGTON	12/30/16	68-63	w	DNP	4-5-0
at Rhode Island	01/03/17	58-88	L	2-1-0	3-6-0
at Fordham	01/07/17	70-55	w	0-1-0	0-1-0
GEORGE MASON	01/10/17	67-75	L	0-0-0	2-2-0
RICHMOND	01/14/17	66-70	L	2-2-0	2-4-0
at Massachusetts	01/18/17	57-62	L	DNP	0-4-0
PENN	01/21/17	78-71	w	3-4-0	4-6-0
at St. Bonaventure	01/24/17	63-67	L	6-2-0	2-0-0
LA SALLE	01/28/17	73-72	w	5-8-0	DNP
DAVIDSON	01/31/17	60-75	L	0-2-0	1-1-0
FORDHAM	02/04/17	83-86	L	5-0-0	0-1-0
at Dayton	02/07/17	70-77	L	8-1-0	0-0-0
MASSACHUSETTS	02/11/17	76-87	L	1-2-0	8-4-0
at VCU	02/14/17	81-91	L	2-4-0	2-2-0
at La Salle	02/18/17	68-83	L	1-1-0	7-2-0
ST. BONAVENTURE	02/22/17	77-83	L	3-3-0	2-5-0
at Saint Louis	02/25/17	60-61	L	4-8-0	2-3-0
RHODE ISLAND	03/01/17	49-68	L	5-2-0	4-4-0
at Duquesne	03/04/17	63-60	w	5-5-0	0-4-0



Saint Joseph's Basketball
Saint Joseph's Team Game-by-Game (as of Mar 04, 2017)
All games



TEAM STATISTICS

Opponent	Date	Score		Total		3-Pointers		Free throws		Rebounds											
				fg-fga	pct	3fg-fga	pct	ft-fla	pct	off	def	tot	avg	pf	a	t/o	blk	stl	pts	avg	
TOLEDO	11/12/16	77-76	W	27-60	.450	6-14	.429	17-28	.607	9	23	32	32.0	20	9	13	5	5	77	77.0	
COLUMBIA	11/14/16	85-65	W	32-58	.552	7-23	.304	14-21	.667	9	26	35	33.5	15	16	8	5	7	85	81.0	
vs Loyola Chicago	11/18/16	71-57	W	21-51	.412	7-17	.412	22-29	.759	8	24	32	33.0	16	6	15	1	7	71	77.7	
vs Ole Miss	11/20/16	68-81	L	25-55	.455	8-22	.364	10-22	.455	7	26	33	33.0	19	14	13	0	8	68	75.2	
vs NC State	11/21/16	63-73	L	24-73	.329	5-22	.227	10-12	.833	22	21	43	35.0	17	9	8	4	6	63	72.8	
TEMPLE	11/30/16	72-78	L	25-60	.417	12-23	.522	10-16	.625	11	25	36	35.2	14	17	9	5	3	72	72.7	
at Villanova	12/03/16	57-88	L	21-62	.339	5-15	.333	10-13	.769	12	22	34	35.0	12	10	12	0	2	57	70.4	
at Drexel	12/11/16	72-71	W	25-60	.417	3-18	.167	19-30	.633	11	25	36	35.1	24	10	11	4	4	72	70.6	
at Princeton	12/14/16	76-68	W	26-67	.388	4-17	.235	20-26	.769	19	39	58	37.7	21	11	10	6	5	76	71.2	
at Illinois State	12/18/16	72-81	L	23-55	.418	8-25	.320	18-23	.783	11	21	32	37.1	16	14	14	2	3	72	71.3	
LAFAYETTE	12/22/16	92-63	W	35-67	.522	6-19	.316	16-26	.615	12	32	44	37.7	16	13	12	2	10	92	73.2	
GEORGE WASHINGTON	12/30/16	68-63	W	27-58	.466	5-14	.357	9-19	.474	8	21	29	37.0	9	14	3	7	7	68	72.8	
at Rhode Island	01/03/17	58-88	L	22-51	.431	2-8	.250	12-25	.480	11	28	39	37.2	15	9	17	5	3	58	71.6	
at Fordham	01/07/17	70-55	W	28-53	.528	4-13	.308	10-18	.556	9	34	43	37.6	11	17	16	2	6	70	71.5	
GEORGE MASON	01/10/17	67-75	L	27-64	.422	5-21	.238	8-12	.667	12	17	29	37.0	16	5	14	2	4	67	71.2	
RICHMOND	01/14/17	66-70	L	21-61	.344	4-17	.235	20-29	.690	14	27	41	37.2	21	9	17	5	4	66	70.9	
at Massachusetts	01/18/17	57-62	L	19-59	.322	4-16	.250	15-20	.750	11	32	43	37.6	14	10	16	5	5	57	70.1	
PENN	01/21/17	78-71	W	21-51	.412	5-19	.263	31-43	.721	11	27	38	37.6	20	8	7	3	3	78	70.5	
at St. Bonaventure	01/24/17	63-67	L	25-60	.417	7-22	.318	6-12	.500	13	22	35	37.5	19	13	10	3	3	63	70.1	
LA SALLE	01/28/17	73-72	W	25-52	.481	9-17	.529	14-25	.560	5	27	32	37.2	22	14	13	2	4	73	70.2	
DAVIDSON	01/31/17	60-75	L	21-61	.344	3-10	.300	15-25	.600	16	21	37	37.2	16	8	10	1	3	60	69.8	
FORDHAM	02/04/17	83-86	Lot	24-63	.381	11-23	.478	24-40	.600	15	29	44	37.5	21	15	16	6	7	83	70.4	
at Dayton	02/07/17	70-77	L	25-58	.431	8-26	.308	12-13	.923	9	22	31	37.2	14	14	10	3	2	70	70.3	
MASSACHUSETTS	02/11/17	76-87	L	24-59	.407	6-18	.333	22-32	.688	17	23	40	37.3	26	11	10	5	2	76	70.6	
at VCU	02/14/17	81-91	L	28-57	.491	4-9	.444	21-30	.700	9	24	33	37.2	27	9	15	4	7	81	71.0	
at La Salle	02/18/17	68-83	L	25-56	.446	2-11	.182	16-22	.727	5	20	25	36.7	12	11	11	2	6	68	70.9	
ST. BONAVENTURE	02/22/17	77-83	L	28-60	.467	3-18	.167	18-27	.667	14	22	36	36.7	25	10	15	7	4	77	71.1	
at Saint Louis	02/25/17	60-61	L	18-48	.375	8-16	.500	16-29	.552	8	28	36	36.6	19	13	12	5	7	60	70.7	
RHODE ISLAND	03/01/17	49-68	L	19-50	.380	2-9	.222	9-20	.450	9	17	26	36.3	13	10	13	1	7	49	70.0	
at Duquesne	03/04/17	63-60	W	21-57	.368	5-19	.263	16-22	.727	10	31	41	36.4	20	12	12	3	5	63	69.7	
Saint Joseph's		2092		732-1746	.419	168-521	.322	460-709	.649	337	756	1093	36.4	530	341	362	105	149	2092	69.7	
Opponents		2195		757-1745	.434	273-778	.351	408-560	.729	278	798	1076	35.9	617	438	382	80	171	2195	73.2	

Games played: 30
Points/game: 69.7
FG Pct: 41.9
3FG Pct: 32.2
FT Pct: 64.9

Rebounds/game: 36.4
Assists/game: 11.4
Turnovers/game: 12.1
Assist/turnover ratio: 0.9
Steals/game: 5.0
Blocks/game: 3.5



Saint Joseph's Basketball
Saint Joseph's Game-by-Game Highs (as of Mar 04, 2017)
All games



Opponent	Date	Score	Points	Rebounds	Assists	Steals	Blocked shots
TOLEDO	11/12/16	77-76	28-NEWKIRK, Shavar	8-DEMERY, James	3-NEWKIRK, Shavar KIMBLE, Lamarr	2-CLOVER, Chris	2-LODGE, Markell BROWN, Charlie
COLUMBIA	11/14/16	85-65	19-KIMBLE, Lamarr	6-BAUMANN, Javon	8-KIMBLE, Lamarr	2-ROBINSON, Nick	2-BAUMANN, Javon LODGE, Markell
vs Loyola Chicago	11/18/16	71-57	26-KIMBLE, Lamarr	6-BROWN, Charlie	3-ROBINSON, Nick	3-BROWN, Charlie	1-KIMBLE, Lamarr
vs Ole Miss	11/20/16	68-81	21-NEWKIRK, Shavar	7-KIMBLE, Lamarr	6-NEWKIRK, Shavar	3-NEWKIRK, Shavar	None
vs NC State	11/21/16	63-73	23-NEWKIRK, Shavar	6-LODGE, Markell NEWKIRK, Shavar	5-NEWKIRK, Shavar	3-BROWN, Charlie	1-NEWKIRK, Shavar BAUMANN, Javon LODGE, Markell BROWN, Charlie
TEMPLE	11/30/16	72-78	22-NEWKIRK, Shavar	7-BROWN, Charlie NEWKIRK, Shavar	9-KIMBLE, Lamarr	2-KIMBLE, Lamarr	2-LODGE, Markell
at Villanova	12/03/16	57-88	15-KIMBLE, Lamarr	10-LODGE, Markell	4-KIMBLE, Lamarr NEWKIRK, Shavar	2-CASPER, Brendan	None
at Drexel	12/11/16	72-71	27-NEWKIRK, Shavar	9-BAUMANN, Javon	4-NEWKIRK, Shavar	2-CASPER, Brendan	2-BAUMANN, Javon
at Princeton	12/14/16	76-68	19-NEWKIRK, Shavar	9-LODGE, Markell	9-KIMBLE, Lamarr	4-NEWKIRK, Shavar	3-LODGE, Markell
at Illinois State	12/18/16	72-81	21-NEWKIRK, Shavar	7-ROBINSON, Nick NEWKIRK, Shavar	6-KIMBLE, Lamarr	1-KIMBLE, Lamarr BROWN, Charlie ROBINSON, Nick	1-LODGE, Markell BAUMANN, Javon
LAFAYETTE	12/22/16	92-63	24-NEWKIRK, Shavar	8-BROWN, Charlie ROBINSON, Nick	4-NEWKIRK, Shavar	3-KIMBLE, Lamarr	1-ROBINSON, Nick LODGE, Markell
GEORGE WASHINGTON	12/30/16	68-63	13-KIMBLE, Lamarr BROWN, Charlie	6-LODGE, Markell	5-KIMBLE, Lamarr	3-NEWKIRK, Shavar	3-LODGE, Markell
at Rhode Island	01/03/17	58-88	17-DEMERY, James	8-DEMERY, James	4-KIMBLE, Lamarr	1-KIMBLE, Lamarr BROWN, Charlie CASPER, Brendan	2-BAUMANN, Javon
at Fordham	01/07/17	70-55	27-DEMERY, James	9-KIMBLE, Lamarr	6-KIMBLE, Lamarr	2-KIMBLE, Lamarr BAUMANN, Javon	1-BAUMANN, Javon DEMERY, James
GEORGE MASON	01/10/17	67-75	18-KIMBLE, Lamarr	6-BROWN, Charlie DEMERY, James	2-BROWN, Charlie	2-BAUMANN, Javon	1-BAUMANN, Javon LODGE, Markell
RICHMOND	01/14/17	66-70	17-KIMBLE, Lamarr	8-ROBINSON, Nick DEMERY, James	4-KIMBLE, Lamarr	1-CASPER, Brendan KIMBLE, Lamarr ROBINSON, Nick DEMERY, James	2-BROWN, Charlie
at Massachusetts	01/18/17	57-62	19-DEMERY, James	11-DEMERY, James	3-CLOVER, Chris KIMBLE, Lamarr ROBINSON, Nick	2-KIMBLE, Lamarr	2-BROWN, Charlie
PENN	01/21/17	78-71	23-KIMBLE, Lamarr	9-BROWN, Charlie	5-KIMBLE, Lamarr	2-CASPER, Brendan	2-DEMERY, James
at St. Bonaventure	01/24/17	63-67	14-KIMBLE, Lamarr	6-ROBINSON, Nick	5-KIMBLE, Lamarr	1-WILLIAMS, Jai BROWN, Charlie KIMBLE, Lamarr	1-ROBINSON, Nick BROWN, Charlie DEMERY, James
LA SALLE	01/28/17	73-72	21-CLOVER, Chris	10-DEMERY, James	5-CLOVER, Chris	1-BROWN, Charlie LODGE, Markell CLOVER, Chris ROBINSON, Nick	1-BROWN, Charlie ROBINSON, Nick
DAVIDSON	01/31/17	60-75	18-KIMBLE, Lamarr	8-CASPER, Brendan	4-KIMBLE, Lamarr	2-KIMBLE, Lamarr	1-ROBINSON, Nick
FORDHAM	02/04/17	83-86	24-KIMBLE, Lamarr	8-BROWN, Charlie	4-KIMBLE, Lamarr ROBINSON, Nick	3-DEMERY, James	2-ROBINSON, Nick BROWN, Charlie
at Dayton	02/07/17	70-77	25-KIMBLE, Lamarr	9-CASPER, Brendan	10-KIMBLE, Lamarr	1-LODGE, Markell BROWN, Charlie	2-LODGE, Markell
MASSACHUSETTS	02/11/17	76-87	15-BROWN, Charlie	8-BROWN, Charlie	6-KIMBLE, Lamarr	1-CLOVER, Chris KIMBLE, Lamarr	3-BAUMANN, Javon
at VCU	02/14/17	81-91	21-CLOVER, Chris	11-DEMERY, James	4-ROBINSON, Nick	2-BROWN, Charlie	2-LODGE, Markell



Saint Joseph's Basketball
Saint Joseph's Game-by-Game Highs (as of Mar 04, 2017)
All games



Opponent	Date	Score	Points	Rebounds	Assists	Steals	Blocked shots
at La Salle	02/18/17	68-83	18-DEMERY, James	7-DEMERY, James	5-DEMERY, James	WILLIAMS, Jai ROBINSON, Nick	1-BAUMANN, Javon
ST. BONAVENTURE	02/22/17	77-83	21-DEMERY, James	6-LODGE, Markell DEMERY, James	3-CLOVER, Chris	2-CLOVER, Chris 2-CASPER, Brendan	BROWN, Charlie BROWN, Charlie 4-LODGE, Markell
at Saint Louis	02/25/17	60-61	17-CLOVER, Chris	8-WILLIAMS, Jai	7-CASPER, Brendan	2-CASPER, Brendan DEMERY, James CLOVER, Chris	2-BROWN, Charlie WILLIAMS, Jai
RHODE ISLAND	03/01/17	49-68	13-BROWN, Charlie	6-LODGE, Markell	3-CASPER, Brendan DEMERY, James	3-CASPER, Brendan	1-LODGE, Markell
at Duquesne	03/04/17	63-60	19-DEMERY, James CLOVER, Chris	6-BROWN, Charlie CASPER, Brendan DEMERY, James	4-ROBINSON, Nick	2-CASPER, Brendan	2-BAUMANN, Javon



Saint Joseph's Basketball
Saint Joseph's Team Game-by-Game Comparison (as of Mar 04, 2017)
All games



Opponent	1st	2nd	Score	Mar	Total FG	FG Pct	3-Pointers	3FG Pct	Free Throws	FT Pct	Rebounds	Assist	T/Over	Block	Steal	Fouls
TOLEDO	40/41	37/35	77-76	+1	27-60/28-61	.450/.459	6-14/8-22	.429/.364	17-28/12-16	.607/.750	32/38 (6)	9/12	13/17	5/2	5/2	20/25
COLUMBIA	50/27	35/38	85-65	+20	32-58/22-54	.552/.407	7-23/9-25	.304/.360	14-21/12-16	.667/.750	35/30 +5	16/13	8/15	5/0	7/3	15/22
Loyola Chicago	35/26	36/31	71-57	+14	21-51/21-53	.412/.396	7-17/6-27	.412/.222	22-29/9-12	.759/.750	32/30 +2	6/12	15/19	1/1	7/5	16/22
Ole Miss	37/41	31/40	68-81	(13)	25-55/27-64	.455/.422	8-22/12-28	.364/.429	10-22/15-19	.455/.789	33/42 (9)	14/16	13/14	0/4	8/6	19/20
NC State	30/34	33/39	63-73	(10)	24-73/23-49	.329/.469	5-22/11-21	.227/.524	10-12/16-20	.833/.800	43/33 +10	9/16	8/14	4/6	6/4	17/16
TEMPLE	31/34	41/44	72-78	(6)	25-60/31-63	.417/.492	12-23/10-27	.522/.370	10-16/6-9	.625/.667	36/35 +1	17/16	9/5	5/3	3/6	14/16
Villanova	31/44	26/44	57-88	(31)	21-62/32-62	.339/.516	5-15/16-34	.333/.471	10-13/8-12	.769/.667	34/42 (8)	10/23	12/11	0/2	2/6	12/14
Drexel	34/38	38/33	72-71	+1	25-60/24-58	.417/.414	3-18/7-25	.167/.280	19-30/16-25	.633/.640	36/41 (5)	10/14	11/14	4/3	4/0	24/25
Princeton	43/38	33/30	76-68	+8	26-67/22-62	.388/.355	4-17/10-31	.235/.323	20-26/14-23	.769/.609	58/34 +24	11/16	10/5	6/4	5/5	21/19
Illinois State	27/41	45/40	72-81	(9)	23-55/31-66	.418/.470	8-25/9-20	.320/.450	18-23/10-13	.783/.769	32/37 (5)	14/14	14/10	2/3	3/10	16/21
LAFAYETTE	45/29	47/34	92-63	+29	35-67/23-57	.522/.404	6-19/13-36	.316/.361	16-26/4-9	.615/.444	44/28 +16	13/14	12/20	2/4	10/2	16/18
GEORGE WASHINGTON	29/35	39/28	68-63	+5	27-58/22-64	.466/.344	5-14/12-26	.357/.462	9-19/7-7	.474/1000	29/49 (20)	14/18	3/11	7/3	7/3	9/18
Rhode Island	26/46	32/42	58-88	(30)	22-51/31-62	.431/.500	2-8/16-30	.250/.533	12-25/10-20	.480/.500	39/36 +3	9/22	17/7	5/5	3/13	15/18
Fordham	44/29	26/26	70-55	+15	28-53/22-66	.528/.333	4-13/7-27	.308/.259	10-18/4-7	.556/.571	43/31 +12	17/11	16/11	2/1	6/8	11/15
GEORGE MASON	32/31	35/44	67-75	(8)	27-64/26-52	.422/.500	5-21/7-17	.238/.412	8-12/16-21	.667/.762	29/31 (2)	5/10	14/15	2/2	4/10	16/17
RICHMOND	28/41	38/29	66-70	(4)	21-61/24-55	.344/.436	4-17/8-25	.235/.320	20-29/14-19	.690/.737	41/34 +7	9/15	17/19	5/2	4/6	21/27
Massachusetts	29/29	28/33	57-62	(5)	19-59/23-59	.322/.390	4-16/6-29	.250/.207	15-20/10-16	.750/.625	43/37 +6	10/17	16/13	5/5	5/5	14/18
PENN	35/31	43/40	78-71	+7	21-51/27-63	.412/.429	5-19/8-32	.263/.250	31-43/9-15	.721/.600	38/38 -	8/14	7/12	3/2	3/3	20/32
St. Bonaventure	42/27	21/40	63-67	(4)	25-60/23-47	.417/.489	7-22/6-18	.318/.333	6-12/15-19	.500/.789	35/32 +3	13/10	10/14	3/1	3/4	19/17
LA SALLE	37/29	36/43	73-72	+1	25-52/21-53	.481/.396	9-17/8-24	.529/.333	14-25/22-30	.560/.733	32/34 (2)	14/8	13/10	2/1	4/7	22/23
DAVIDSON	31/41	29/34	60-75	(15)	21-61/28-57	.344/.491	3-10/6-24	.300/.250	15-25/13-16	.600/.813	37/40 (3)	8/14	10/12	1/2	3/4	16/20
FORDHAM	35/30	29/34	83-86	(3)	24-63/29-68	.381/.426	11-23/12-34	.478/.353	24-40/16-20	.600/.800	44/40 +4	15/16	16/13	6/5	7/8	21/26
Dayton	32/32	38/45	70-77	(7)	25-58/26-60	.431/.433	8-26/10-27	.308/.370	12-13/15-18	.923/.833	31/37 (6)	14/14	10/10	3/2	2/4	14/14
MASSACHUSETTS	35/43	41/44	76-87	(11)	24-59/26-57	.407/.456	6-18/9-26	.333/.346	22-32/26-32	.688/.813	40/32 +8	11/12	10/9	5/2	2/6	26/25
VCU	44/48	37/43	81-91	(10)	28-57/26-57	.491/.456	4-9/13-27	.444/.481	21-30/26-37	.700/.703	33/34 (1)	9/20	15/13	4/3	7/7	27/25
La Salle	26/44	42/39	68-83	(15)	25-56/29-55	.446/.527	2-11/12-29	.182/.414	16-22/13-16	.727/.813	25/33 (8)	11/19	11/15	2/0	6/7	12/18
ST. BONAVENTURE	36/40	41/43	77-83	(6)	28-60/24-60	.467/.400	3-18/7-18	.167/.389	18-27/28-33	.667/.848	36/36 -	10/11	15/16	7/2	4/13	25/24
Saint Louis	25/22	35/39	60-61	(1)	18-48/21-53	.375/.396	8-16/7-20	.500/.350	16-29/12-19	.552/.632	36/39 (3)	13/14	12/9	5/2	7/5	19/21
RHODE ISLAND	20/36	29/32	49-68	(19)	19-50/25-57	.380/.439	2-9/4-26	.222/.154	9-20/14-15	.450/.933	26/39 (13)	10/16	13/15	1/4	7/6	13/22
Duquesne	28/35	35/25	63-60	+3	21-57/20-51	.368/.392	5-19/4-23	.263/.174	16-22/16-26	.727/.615	41/34 +7	12/11	12/14	3/4	5/3	20/19

Note: Game totals are displayed in the format TEAM/OPPONENT for each category



JAVON BAUMANN

Grad. Student • Forward • 6-8 • 255
Solms-Oberbiel, Germany
Theodor-Heus School

Overall Stats: 2.7 ppg, 3.5 rpg, 0.7 bpg
Atlantic 10 Stats: 2.3 ppg, 2.8 rpg, 0.8 bpg

34

2016-17:

- Pulled down 5 rebounds vs. St. Bonaventure
- Scored seven points at La Salle
- Had season-high 8 pts and season-high 3 blocks vs. UMass
- Grabbed 6 rebounds vs. Penn
- Pulled down 7 rebounds at Princeton
- Posted career-high 9 rebounds and added 6 points at Drexel
- Pulled down 5 rebounds vs. Ole Miss
- Recorded 6 rebounds and added 2 blocks vs. Columbia
- Pulled down 5 rebounds vs. Toledo
- Chosen as team tri-captain


High School/Personal:

- Played for the Licher Baeren team in Germany's Pro-B League
- Member of SJU Athletic Director's and A-10 Commissioner's Honor Rolls for Spring 2016
- Graduated with food marketing degree in December 2015
- Currently attending graduate school and pursuing an MBA in international business

2016-17 Game-by-Game

OPPONENT	MIN	FG-A	3PT-A	FT-A	OR	DR	TR	F	A	TO	BL	S	PT
Toledo	15	1-3	0-0	1-3	3	2	5	3	0	1	0	0	3
Columbia	16	2-2	0-0	0-1	1	5	6	1	0	0	2	0	4
Loyola-Chicago	25	1-2	0-0	2-5	3	0	3	1	0	0	0	1	4
Ole Miss	11	2-2	0-0	0-0	2	3	5	3	0	1	0	0	4
NC State	18	2-3	0-0	0-0	2	2	4	1	1	0	1	1	4
Temple	15	2-3	0-0	1-2	2	2	4	1	0	0	1	0	5
Villanova	11	0-0	0-0	1-2	0	0	0	2	0	1	0	0	1
Drexel	22	3-3	0-0	0-1	5	4	9	3	0	0	2	0	6
Princeton	13	1-3	0-0	0-2	4	3	7	3	0	0	0	0	2
Illinois State	15	1-2	0-0	0-0	2	1	3	1	0	0	1	0	2
Lafayette	10	0-1	0-0	1-2	0	2	2	1	0	0	0	0	1
George Washington	16	2-4	0-0	0-2	2	3	5	3	0	0	2	0	4
Rhode Island	11	1-3	0-0	1-2	4	2	6	1	0	0	2	0	3
Fordham	13	0-0	0-0	0-0	0	1	1	0	0	0	1	2	0
George Mason	23	1-1	0-0	0-0	1	1	2	2	0	2	1	2	2
Richmond	7	1-1	0-0	0-0	2	2	4	5	0	2	0	0	2
Massachusetts	13	0-0	0-0	0-0	1	3	4	1	0	1	1	1	0
Penn	13	1-1	0-0	2-2	4	2	6	4	0	0	0	0	4
St. Bonaventure	10	1-1	0-0	0-2	0	0	0	0	0	1	0	0	2
La Salle	Did Not Play												
Davidson	10	0-0	0-0	1-2	1	0	1	2	0	2	0	0	1
Fordham	5	0-0	0-0	0-0	0	1	1	1	0	1	0	0	0
Dayton	5	0-0	0-0	0-0	0	0	0	0	0	0	0	0	0
Massachusetts	12	3-3	0-0	2-4	3	1	4	3	0	2	3	0	8
VCU	7	0-1	0-0	2-2	0	2	2	1	0	0	1	1	2
La Salle	14	3-3	0-0	1-1	1	1	2	1	0	1	1	0	7
St. Bonaventure	7	1-3	0-0	0-2	4	1	5	1	0	0	0	0	2
Saint Louis	12	1-2	0-0	0-3	0	3	3	1	0	0	0	0	2
Rhode Island	18	2-3	0-0	0-1	0	4	4	3	0	0	0	1	4
Duquesne	17	0-2	0-0	0-0	0	4	4	1	0	1	2	0	0
Massachusetts (A-10s)													

* Denotes game started



BRENDAN CASPER

Senior • Forward • 6-6 • 215
Audubon, Pa.
Methacton

Overall Stats: 5.0 ppg, 3.1 rpg, 1.4 apg
Atlantic 10 Stats: 5.4 ppg, 3.0 rpg, 1.9 apg

20

2016-17:

- Has appeared in all 30 games, with 3 starts
- Pulled down 6 rebounds at Duquesne
- Had career-high 3 steals vs. Rhode Island
- Dished out career-high 7 assists at Saint Louis
- Scored 11 points vs. St. Bonaventure
- Scored career-high 13 pts (6-of-9 FG) at VCU
- Had 8 pts and career-high 9 rebs in career-high 35 mins at Dayton
- Made first collegiate start against Fordham
- Pulled down team-high eight rebounds vs. Davidson
- Hit for 10 pts vs. George Mason
- Scored 10 pts and added 5 assists at Fordham
- Scored 9 points at Illinois State
- Scored 10 points at Drexel
- Chosen as team tri-captain
- Received a scholarship for the entire academic year

High School/Personal:

- Named to SJU Athletic Director's Honor Roll for both semesters last year and to A-10 Commissioner's Honor Roll for Spring 2016
- Made the Hawks' squad as a walk-on in 2013-14 and received a scholarship for Spring 2016
- 2013 Pottstown Area Player of the Year
- Averaged 20.0 points and 10.0 rebounds per game as a senior
- Father, Rob, played basketball under Phil Martelli at Bishop Kenrick
- Business administration major

2016-17 Game-by-Game

OPPONENT	MIN	FG-A	3PT-A	FT-A	OR	DR	TR	F	A	TO	BL	S	PT
Toledo	2	0-0	0-0	0-0	0	0	0	0	0	0	0	0	0
Columbia	23	3-4	1-1	0-0	0	2	2	2	0	1	0	1	7
Loyola-Chicago	22	1-2	0-1	4-5	0	3	3	4	0	1	0	1	6
Ole Miss	18	0-3	0-1	0-0	0	2	2	3	1	2	0	1	0
NC State	13	1-5	0-2	0-0	2	3	5	3	0	0	0	1	2
Temple	19	1-3	0-1	0-0	1	1	2	3	0	1	0	0	2
Villanova	18	1-4	0-1	0-0	0	2	2	0	0	0	0	2	2
Drexel	23	3-4	0-0	4-4	0	4	4	5	2	0	0	2	10
Princeton	20	2-4	0-0	4-5	3	4	7	3	1	3	0	0	8
Illinois State	18	4-5	1-1	0-0	0	4	4	3	2	0	0	0	9
Lafayette	17	2-5	0-2	1-1	2	4	6	3	1	1	0	2	5
George Washington	11	1-1	0-0	0-1	0	1	1	2	1	0	0	0	2
Rhode Island	10	0-2	0-1	2-3	0	2	2	1	1	0	0	1	2
Fordham	21	4-6	0-1	2-2	2	3	5	1	5	1	0	1	10
George Mason	22	5-9	0-1	0-0	2	2	4	3	1	0	0	1	10
Richmond	22	1-5	0-0	0-2	0	6	6	3	1	0	0	1	2
Massachusetts	7	1-2	0-0	0-0	0	0	0	1	0	1	0	1	2
Penn	7	0-1	0-0	0-0	0	1	1	1	1	1	0	2	0
St. Bonaventure	11	2-4	1-2	0-1	1	0	1	3	2	2	0	0	5
La Salle	5	0-0	0-0	0-2	0	0	0	0	0	0	0	0	0
Davidson	22	1-5	0-1	3-4	4	4	8	4	2	0	0	0	5
Fordham*	11	0-4	0-1	0-0	0	2	2	2	2	1	0	1	0
Dayton*	35	3-9	0-3	2-2	3	6	9	4	0	1	0	0	8
Massachusetts	19	3-5	0-0	2-2	2	0	2	4	1	0	0	0	8
VCU	22	6-9	0-0	1-2	0	1	1	2	2	3	0	0	13
La Salle	24	2-3	0-0	0-0	0	2	2	1	3	1	0	1	4
St. Bonaventure	21	5-6	1-1	0-0	0	1	1	5	2	3	0	2	11
Saint Louis	23	2-7	0-1	2-2	1	2	3	1	7	0	0	2	6
Rhode Island*	31	3-9	0-2	1-2	0	1	1	2	3	3	0	3	7
Duquesne	30	1-6	0-2	1-3	2	4	6	3	1	1	1	2	3
Massachusetts (A-10s)													

* Denotes game started



MICHAEL BOOTH

Junior • Guard • 6-3 • 199

Thornton, Pa.

Bishop Shanahan

Overall Stats: 0.5 ppg, 0.5 rpg, 0.0 apg

Atlantic 10 Stats: 0.0 ppg, 0.5 rpg, 0.0 apg

3

2016-17:

- Saw action at Fordham
- Pulled down a rebound at Rhode Island
- Pulled down career-high 2 rebs in career-high 3 min. vs. Lafayette
- Scored first career three-pointer at Illinois State
- Saw action at Villanova
- Made season debut vs. Columbia

High School/Personal:

- Named to both the SJU Athletic Director's and A-10 Commissioner's Honor Roll for both semesters last year
- Made the Hawks' squad as a walk-on in 2014-15
- 2014 All-Ches-Mont League First Team and All-Area Second Team
- Holds school record for three-point field goals in a season with 55
- Grandson of SJU Hall of Famer Harry Booth, who was the Hawks' head coach from 1974 to 1978
- Pharmaceutical marketing major

2016-17 Game-by-Game

OPPONENT	MIN	FG-A	3PT-A	FT-A	OR	DR	TR	F	A	TO	BL	S	PT
Toledo													
Columbia	2	0-0	0-0	0-0	0	0	0	0	0	0	0	0	0
Loyola-Chicago													
Ole Miss													
NC State													
Temple													
Villanova	1	0-1	0-0	0-0	0	0	0	0	0	0	0	0	0
Drexel													
Princeton													
Illinois State	1	1-1	1-1	0-0	0	0	0	0	0	0	0	0	3
Lafayette	3	0-2	0-1	0-0	1	1	2	0	0	0	0	0	0
George Washington													
Rhode Island	2	0-0	0-0	0-0	0	1	1	0	0	1	0	0	0
Fordham	1	0-0	0-0	0-0	0	0	0	0	0	0	0	0	0
George Mason													
Richmond													
Massachusetts													
Penn													
St. Bonaventure													
La Salle													
Davidson													
Fordham													
Dayton													
Massachusetts													
VCU													
La Salle													
St. Bonaventure													
Saint Louis													
Rhode Island													
Duquesne													
Massachusetts (A-10s)													

* Denotes game started



JAMES DEMERY

Junior • Guard • 6-6 • 197

Williamston, N.C.

Northside Christian Academy

Overall Stats: 14.1 ppg, 6.3 rpg, 1.6 apg

Atlantic 10 Stats: 14.2 ppg, 6.2 rpg, 1.7 apg

25

2016-17:

- Tallied 19 points and 6 rebounds at Duquesne
- Poured in 21 points and added 6 rebounds vs. St. Bonaventure
- Scored in 18 points and added 7 rebounds at La Salle
- Registered third career double-double (17 pts, 11 rebs) at VCU
- Missed Dayton game due to illness
- Scored 14 pts in career-high 44 minutes vs. Fordham
- Posted second career double-double (13 pts, 10 rebs) vs. La Salle
- Had 19 pts and 11 rebs for first career double-double at UMass
- Pulled down 8 rebounds vs. Richmond
- Had 16 points and 6 rebounds vs. George Mason
- Hit career-high 27 pts (10-of-16 FG) at Fordham
- Poured in 17 pts and added 8 rebounds at Rhode Island
- Missed 10 games due to stress fracture in left foot
- Posted 11 points and matched career-high 8 rebounds vs. Toledo

High School/Personal:

- Averaged 18.0 points and 5.0 rebounds per game as a senior
- All-Conference and All-County selection
- Helped team to third straight NCISAA 2A title
- Criminal justice major

2016-17 Game-by-Game

OPPONENT	MIN	FG-A	3PT-A	FT-A	OR	DR	TR	F	A	TO	BL	S	PT
Toledo*	32	5-14	0-2	1-2	2	6	8	2	0	4	1	1	11
Columbia													
Loyola-Chicago													
Ole Miss													
NC State													
Temple													
Villanova													
Drexel													
Princeton													
Illinois State													
Lafayette													
George Washington	25	4-10	1-2	0-1	0	4	4	2	4	0	1	1	9
Rhode Island	24	7-13	0-2	3-4	1	7	8	3	1	1	1	0	17
Fordham*	38	10-16	2-3	5-8	1	5	6	1	1	3	1	0	27
George Mason*	34	7-16	1-2	1-2	1	5	6	5	0	5	0	0	16
Richmond*	29	2-13	0-4	1-2	1	7	8	1	1	6	1	1	5
Massachusetts*	36	5-14	0-1	9-14	4	7	11	4	0	1	0	0	19
Penn*	33	3-9	0-1	9-12	1	5	6	3	2	2	2	0	15
St. Bonaventure*	28	5-12	0-2	3-5	1	3	4	4	2	3	1	0	13
La Salle*	37	5-11	0-0	3-7	2	8	10	3	4	5	0	0	13
Davidson*	18	2-10	0-0	0-2	1	4	5	1	0	2	0	0	4
Fordham*	44	4-11	0-0	6-15	2	3	5	1	3	2	0	3	14
Dayton													
Massachusetts*	22	3-6	0-1	2-4	0	2	2	4	0	3	0	0	8
VCU*	30	6-13	0-0	5-7	2	9	11	4	0	6	0	0	17
La Salle*	38	5-10	0-0	8-10	1	6	7	1	5	4	0	1	18
St. Bonaventure*	35	6-11	0-1	9-11	2	4	6	0	2	5	0	0	21
Saint Louis*	37	5-14	0-1	4-10	1	3	4	4	1	1	1	2	14
Rhode Island*	30	2-8	0-0	4-7	0	2	2	0	3	3	0	0	8
Duquesne*	28	8-13	2-3	1-3	0	6	6	4	2	2	0	0	19
Massachusetts (A-10s)													

* Denotes game started



SHAVAR NEWKIRK

Junior • Guard • 6-0 • 180

New York, N.Y.

Cardinal Hayes

Overall Stats: 20.3 ppg, 4.8 rpg, 3.5 apg

Atlantic 10 Stats: 10.0 ppg, 1.0 rpg, 2.0 apg

1

2016-17:

- Will miss the rest of the 2016-17 season after suffering a torn ACL in his left knee vs. George Washington on December 30... Had been SJU's leading scorer up to that point
- Poured in 20-plus points 8 times in 12 games
- Netted 24 points vs. Lafayette
- Had 19 pts and career-high 8 rebs, 4 steals at Princeton
- Big 5 Co-Player of the Week (12/12) after performance at Drexel
- Hit game-winning three-pointer with 6.7 seconds to go en route to 27 points (career-high 10-of-16 FG), 7 rebs, and 4 assists at Drexel
- Hit for 22 points and added 7 rebs. and 5 assists vs. Temple
- Recorded 23 points, 6 rebounds, and 5 assists vs. NC State
- Had 21 points and season-high 6 assists vs. Ole Miss
- A-10 Co-Player of the Week (11/14) after performance vs. Toledo
- Registered career-high 28 pts and added 7 rebs vs. Toledo


High School/Personal:

- Two-time *N.Y. Daily News* Bronx Player of the Year
- Two-time All-City and All-CHSAA First Team honoree
- Averaged 17.0 points, 7.0 assists and 4.0 rebounds as a senior
- Led Cardinal Hayes to team's first Archdiocesan title in over 40 years
- Played his freshman year at Rice High School
- Accounting major

2016-17 Game-by-Game

OPPONENT	MIN	FG-A	3PT-A	FT-A	OR	DR	TR	F	A	TO	BL	S	PT
Toledo*	35	9-16	3-4	7-9	1	6	7	1	3	1	0	1	28
Columbia*	30	6-12	1-5	4-4	2	1	3	3	4	1	0	1	17
Loyola-Chicago*	36	5-12	1-2	9-10	0	2	2	1	1	2	0	1	20
Ole Miss*	35	7-11	1-3	6-10	1	2	3	3	6	2	0	3	21
NC State*	38	10-18	1-3	2-2	4	2	6	3	5	3	1	0	23
Temple*	38	7-15	4-6	4-4	2	5	7	3	5	3	0	0	22
Villanova*	33	3-15	2-4	3-4	1	1	2	2	4	3	0	0	11
Drexel*	39	10-16	0-3	7-10	3	4	7	2	4	1	1	0	27
Princeton*	37	4-16	1-6	10-11	2	6	8	1	0	1	0	4	19
Illinois State*	35	5-13	1-4	10-11	4	3	7	1	4	7	0	0	21
Lafayette*	30	8-13	4-6	4-4	0	4	4	0	4	1	0	2	24
George Washington*	18	2-6	0-2	6-6	0	1	1	0	2	1	0	3	10
Rhode Island				Did Not Play - Injured									
Fordham				Did Not Play - Injured									
George Mason				Did Not Play - Injured									
Richmond				Did Not Play - Injured									
Massachusetts				Did Not Play - Injured									
Penn				Did Not Play - Injured									
St. Bonaventure				Did Not Play - Injured									
La Salle				Did Not Play - Injured									
Davidson				Did Not Play - Injured									
Fordham				Did Not Play - Injured									
Dayton				Did Not Play - Injured									
Massachusetts				Did Not Play - Injured									
VCU				Did Not Play - Injured									
La Salle				Did Not Play - Injured									
St. Bonaventure				Did Not Play - Injured									
Saint Louis				Did Not Play - Injured									
Rhode Island				Did Not Play - Injured									
Duquesne				Did Not Play - Injured									
Massachusetts (A-10s)													

* Denotes game started



KYLE THOMPSON

Junior • Guard • 6-2 • 191

Mt. Laurel, N.J.

St. Joseph's Prep

Overall Stats: 0.2 ppg, 0.5 rpg, 0.2 apg

Atlantic 10 Stats: 0.0 ppg, 1.0 rpg, 0.0 apg

21

2016-17:

- Pulled down a rebound at Fordham
- Recorded a rebound at Rhode Island
- Pulled down a rebound in career-high 4 minutes vs. Lafayette
- Dished out an assist at Illinois State
- Saw action at Villanova
- Scored one point vs. Columbia

High School/Personal:

- Made the Hawks' squad as a walk-on in 2014-15
- All-Catholic League selection as a senior
- Averaged 12 ppg and led the team in rebounds, steals and assists
- Helped The Prep to state Final Four and Catholic League final
- Interdisciplinary health services major

2016-17 Game-by-Game

OPPONENT	MIN	FG-A	3PT-A	FT-A	OR	DR	TR	F	A	TO	BL	S	PT
Toledo													
Columbia	3	0-0	0-0	1-2	0	0	0	0	0	1	0	0	1
Loyola-Chicago													
Ole Miss													
NC State													
Temple													
Villanova	1	0-1	0-0	0-0	0	0	0	0	0	0	0	0	0
Drexel													
Princeton													
Illinois State	1	0-0	0-0	0-0	0	0	0	0	1	0	0	0	0
Lafayette	4	0-0	0-0	0-2	0	1	1	0	0	0	0	0	0
George Washington													
Rhode Island	2	0-1	0-0	0-0	1	0	1	0	0	0	0	0	0
Fordham	1	0-0	0-0	0-0	0	1	1	0	0	1	0	0	0
George Mason													
Richmond													
Massachusetts													
Penn													
St. Bonaventure													
La Salle													
Davidson													
Fordham													
Dayton													
Massachusetts													
VCU													
La Salle													
St. Bonaventure													
Saint Louis													
Rhode Island													
Duquesne													
Massachusetts (A-10s)													

* Denotes game started



JAI WILLIAMS

Junior • Forward • 6-9 • 240
Philadelphia, Pa.
Philadelphia Electrical & Technical
Charter

32

Overall Stats: 2.8 ppg, 2.2 rpg, 0.1 bpg
Atlantic 10 Stats: 3.1 ppg, 2.6 rpg, 0.3 spg

2016-17:

- Had 5 points and 5 rebounds in 13 minutes at Duquesne
- Matched career-high 8 rebs at Saint Louis
- Pulled down 3 rebounds vs. St. Bonaventure
- Scored 8 pts on a perfect 4-of-4 shooting at Dayton
- Scored 5 points in 3 minutes vs. Fordham
- Had career-high 8 rebs and added 5 pts in career-high 25 min vs. La Salle
- Matched season-high 6 pts at St. Bonaventure
- Pulled down 4 rebounds vs. Penn
- Posted 4 points and 2 rebounds vs. Lafayette
- Pulled down three rebounds at Drexel
- Recorded season-high 6 points and added 2 rebounds vs. NC State
- Scored 3 points against both Toledo and Columbia

High School/Personal:

- Redshirted 2013-14 season
- 2013 McDonald's All-American nominee
- Two-time All-Public League selection
- Averaged 10.2 points as a senior
- Communication studies major

2016-17 Game-by-Game

OPPONENT	MIN	FG-A	3PT-A	FT-A	OR	DR	TR	F	A	TO	BL	S	PT
Toledo	5	1-1	0-0	1-2	0	0	0	1	0	1	0	0	3
Columbia	8	1-1	0-0	1-3	1	0	1	1	0	0	0	0	3
Loyola-Chicago	Did Not Play												
Ole Miss	10	0-0	0-0	0-0	0	1	1	2	0	0	0	0	0
NC State	10	1-2	0-0	4-4	2	0	2	1	0	0	0	0	6
Temple	Did Not Play												
Villanova	7	1-1	0-0	0-0	0	0	0	0	0	0	0	0	2
Drexel	8	0-1	0-0	0-0	0	3	3	2	0	1	0	0	0
Princeton	6	1-1	0-0	0-0	0	1	1	1	0	1	0	0	2
Illinois State	6	0-0	0-0	1-2	0	0	0	2	0	0	0	0	1
Lafayette	8	2-3	0-0	0-0	1	1	2	2	0	0	0	0	4
George Washington	Did Not Play												
Rhode Island	9	1-1	0-0	0-0	0	1	1	2	0	0	0	0	2
Fordham	2	0-1	0-0	0-0	1	0	1	0	0	0	0	0	0
George Mason	5	0-0	0-0	0-0	0	0	0	0	0	1	0	0	0
Richmond	7	1-2	0-0	0-1	2	0	2	1	0	0	0	0	2
Massachusetts	Did Not Play												
Penn	9	1-1	0-0	2-2	1	3	4	1	0	0	0	0	4
St. Bonaventure	15	3-4	0-0	0-0	0	2	2	0	0	0	0	1	6
La Salle	25	2-2	0-0	1-2	2	6	8	2	0	2	0	0	5
Davidson	8	0-0	0-0	0-0	0	2	2	2	0	1	0	0	0
Fordham	3	1-1	0-0	3-3	0	0	0	2	0	1	0	0	5
Dayton	15	4-4	0-0	0-0	1	0	1	1	0	1	0	0	8
Massachusetts	10	0-2	0-0	1-2	1	1	2	3	0	1	1	0	1
VCU	19	1-2	0-0	0-0	2	2	4	4	0	0	0	2	2
La Salle	19	0-0	0-0	1-2	0	1	1	0	0	2	0	0	1
St. Bonaventure	9	1-1	0-0	1-2	2	1	3	1	0	1	0	1	3
Saint Louis	19	1-2	0-0	2-2	3	5	8	3	0	1	2	1	4
Rhode Island	22	2-5	0-0	1-2	1	1	2	3	0	1	0	0	5
Duquesne	13	1-1	0-0	3-4	2	3	5	1	0	2	0	0	5
Massachusetts (A-10s)													

* Denotes game started



CHRIS CLOVER

Sophomore • Guard • 6-3 • 213
Philadelphia, Pa.
St. Joseph's Prep

15

Overall Stats: 7.7 ppg, 2.1 rpg, 1.0 apg
Atlantic 10 Stats: 9.9 ppg, 2.5 rpg, 1.6 apg

2016-17:

- Had 19 pts, including 8-for-8 FT, in career-high 40 mins at Duquesne
- Poured in 17 points at Saint Louis
- Matched career-high 21 points at VCU
- Missed Dayton game due to illness
- Poured in career-high 21 points and dished out career-high 5 assists vs. La Salle
- Scored 10 points vs. Penn
- Scored 7 points, all in the second half, vs. George Washington
- Netted 10 points vs. Lafayette
- Had career-high 5 rebs vs. NC State
- Scored 8 points and added 2 steals vs. Ole Miss
- Scored 11 points vs. Columbia

High School/Personal:

- Philadelphia Catholic League MVP and All-League First Team pick
- Scored 20.7 points per game to rank fifth in the city in scoring
- All-State Class AAAA First Team, All-Southeastern Pennsylvania First Team, All-USA Pennsylvania First Team selection
- Selected as the 2015 Markward Club Boys Player of the Year
- Totalled 1,248 points, 405 rebounds and 117 assists in his career
- Business administration major

2016-17 Game-by-Game

OPPONENT	MIN	FG-A	3PT-A	FT-A	OR	DR	TR	F	A	TO	BL	S	PT
Toledo	9	0-2	0-0	0-0	0	0	0	3	0	1	0	2	0
Columbia	13	5-8	1-2	0-0	1	1	2	3	0	1	0	1	11
Loyola-Chicago	11	0-3	0-1	0-0	1	2	3	2	0	3	0	0	0
Ole Miss	15	3-7	2-4	0-1	0	0	0	0	0	3	0	2	8
NC State	20	1-7	0-3	0-0	2	3	5	0	0	1	0	0	2
Temple	13	1-5	0-2	0-0	0	1	1	0	0	0	0	1	2
Villanova	19	2-4	0-1	1-1	1	2	3	2	1	1	0	0	5
Drexel	13	0-2	0-2	1-3	0	2	2	1	2	0	1	0	1
Princeton	14	2-5	0-1	0-0	0	1	1	3	0	1	0	0	4
Illinois State	10	1-4	0-1	0-0	0	1	1	0	0	2	0	0	2
Lafayette	19	4-6	0-0	2-3	0	0	0	4	0	1	0	1	10
George Washington	13	3-4	1-2	0-0	0	1	1	0	0	1	0	0	7
Rhode Island*	24	1-5	0-2	2-2	1	2	3	3	0	1	0	0	4
Fordham*	26	2-5	0-2	2-4	1	2	3	1	2	0	0	0	6
George Mason*	13	1-4	1-2	1-2	1	0	1	1	0	0	0	0	4
Richmond*	18	2-4	1-2	4-5	0	0	0	3	1	1	0	0	9
Massachusetts*	20	2-7	0-2	1-1	0	2	2	1	3	0	0	0	5
Penn*	26	4-10	1-3	1-4	0	1	1	3	0	1	0	0	10
St. Bonaventure*	21	2-5	0-0	0-0	1	2	3	0	1	0	0	0	4
La Salle*	34	8-11	4-5	1-2	0	1	1	5	5	0	0	1	21
Davidson*	33	2-11	0-2	3-6	1	2	3	1	1	0	0	0	7
Fordham*	28	3-10	2-3	0-0	0	3	3	1	1	2	1	0	8
Dayton	Did Not Play - Illness												
Massachusetts*	26	1-7	0-2	5-7	2	1	3	2	1	0	0	1	7
VCU*	33	8-17	1-4	4-4	0	3	3	3	2	1	0	0	21
La Salle*	30	6-16	1-3	0-0	0	2	2	4	0	2	0	2	13
St. Bonaventure*	37	4-12	1-4	2-3	0	4	4	4	3	3	0	0	11
Saint Louis*	37	4-10	4-7	5-6	1	4	5	4	3	1	0	2	17
Rhode Island*	31	3-10	0-2	0-2	0	1	1	3	1	2	0	2	6
Duquesne*	40	5-18	1-7	8-8	1	3	4	1	3	0	0	1	19
Massachusetts (A-10s)													

* Denotes game started



LAMARR KIMBLE

Sophomore • Guard • 6-0 • 190
Philadelphia, Pa.
Neumann-Goretti

2015-16 Atlantic 10 All-Rookie Team

0

Overall Stats: 15.5 ppg, 4.0 rpg, 4.5 apg
Atlantic 10 Stats: 15.3 ppg, 3.8 rpg, 4.4 apg

2016-17:

- Will miss the rest of the 2016-17 season after suffering a fracture in the fifth metatarsal in his left foot vs. UMass on February 11... Had scored in double-digits 20 times in 24 games
- Had 25 pts and 10 assists for first career double-double at Dayton
- Poured in game-high 24 pts in career-high 50 minutes vs. Fordham
- Scored team-high 18 points in full 40 minutes vs. Davidson
- Hit game-winning shot with 15.8 seconds to go vs. La Salle... Was the second game-winner of his career
- Hit game-high 23 points in 40 minutes vs. Penn
- In back-to-back 40-min games, had 17 pts vs. Richmond, 18 vs. GM
- Had 12 pts, career-high 9 rebs, and six assists at Fordham
- Poured in 22 points vs. Lafayette
- Had 17 pts, 9 assists, and 8 rebs at Princeton
- Dished out 9 assists vs. Temple
- Had career-high 26 pts (10-of-17 FG, 5-of-8 3FG) vs. Loyola-Chicago
- Hit for 19 points and added 8 assists vs. Columbia
- Chosen as team tri-captain - second sophomore in three years and third in school history to earn the distinction in his second season


High School/Personal:

- 2015 All-Catholic League First Team selection, averaging 14.5 ppg
- PA Sportswriters All-State Class AAA First Team, All-USA PA First Team, and All-Southeastern PA Third Team selection
- Helped Neumann-Goretti to second straight PIAA Class AAA title
- Nickname is "Fresh"
- Communication studies major

2016-17 Game-by-Game

OPPONENT	MIN	FG-A	3PT-A	FT-A	OR	DR	TR	F	A	TO	BL	S	PT
Toledo*	36	6-14	1-3	3-6	1	1	2	1	3	3	0	0	16
Columbia*	31	7-16	0-7	5-6	0	3	3	1	8	1	0	0	19
Loyola-Chicago*	37	10-17	5-8	1-1	0	3	3	1	1	5	1	0	26
Ole Miss*	37	3-13	1-6	3-6	3	4	7	2	4	0	0	0	10
NC State*	38	1-15	1-7	0-0	1	3	4	0	2	1	0	1	3
Temple*	37	4-12	3-4	1-4	1	5	6	1	9	2	1	2	12
Villanova*	36	6-14	1-2	2-2	1	3	4	1	4	3	0	0	15
Drexel*	38	5-15	2-6	4-4	0	4	4	2	1	4	0	1	16
Princeton*	37	6-16	1-4	4-6	3	5	8	1	9	1	0	0	17
Illinois State*	34	3-13	1-7	2-3	0	3	3	2	6	2	0	1	9
Lafayette*	29	9-17	1-3	3-5	1	3	4	1	2	6	0	3	22
George Washington*	38	5-16	1-4	2-5	0	1	1	0	5	0	0	1	13
Rhode Island*	36	3-10	0-1	2-7	0	3	3	1	4	6	0	1	8
Fordham*	38	5-14	2-6	0-2	1	8	9	1	6	8	0	2	12
George Mason*	40	7-18	1-5	3-4	0	1	1	1	1	3	0	0	18
Richmond*	40	5-13	0-2	7-8	2	1	3	3	4	5	1	1	17
Massachusetts*	37	3-13	1-4	2-2	1	6	7	1	3	9	0	2	9
Penn*	40	6-13	2-5	9-11	0	3	3	2	5	2	0	0	23
St. Bonaventure*	40	5-15	3-8	1-2	0	5	5	4	5	2	0	1	14
La Salle*	34	5-15	3-5	1-1	0	4	4	4	1	3	0	0	14
Davidson*	40	7-16	1-3	3-3	0	3	3	2	4	3	0	2	18
Fordham*	50	7-18	3-8	7-9	0	5	5	3	4	4	0	1	24
Dayton*	40	7-18	4-10	7-8	0	0	0	2	10	3	0	0	25
Massachusetts*	34	2-10	2-7	6-7	0	5	5	2	6	3	0	1	12
VCU													Did Not Play - Injured
La Salle													Did Not Play - Injured
St. Bonaventure													Did Not Play - Injured
Saint Louis													Did Not Play - Injured
Rhode Island													Did Not Play - Injured
Duquesne													Did Not Play - Injured
Massachusetts (A-10s)													

* Denotes game started



MARKELL LODGE

Sophomore • Forward • 6-7 • 214
Creedmoor, N.C.
Pace Academy

Overall Stats: 4.7 ppg, 4.2 rpg, 0.96 bpg

Atlantic 10 Stats: 4.7 ppg, 4.3 rpg, 0.94 bpg

23

2016-17:

- Only Hawk to start all 30 games this season
- Had 6 points and 6 rebounds vs. Rhode Island
- Tallied 10 points and 6 rebounds vs. St. Bonaventure
- Recorded 8 points and 8 rebounds at Dayton
- Pulled down 7 rebounds in career-high 36 minutes vs. Fordham
- Posted 7 points and 6 rebounds vs. Davidson
- Scored career-high 11 pts and added 9 rebs at UMass
- Had 10 points to go with 7 rebounds at Fordham
- Scored 10 points at Rhode Island
- Had 8 pts, 9 rebounds, and career-high 3 blocks at Princeton
- Recorded career-high 10 rebounds at Villanova
- Scored 9 points and added 5 rebounds vs. Temple
- Scored 8 points (4-of-4 FG) vs. Ole Miss
- Made first collegiate start vs. Toledo

High School/Personal:

- Sat out the 2014-15 season to concentrate on academics
- Averaged 18.0 points, 8.0 rebounds and 3.0 blocks as a senior
- Two-time All-Conference selection and team MVP
- Played at Christian Faith Center Academy during his junior season
- Sports marketing major

2016-17 Game-by-Game

OPPONENT	MIN	FG-A	3PT-A	FT-A	OR	DR	TR	F	A	TO	BL	S	PT
Toledo*	19	2-2	0-0	0-0	1	0	1	3	1	1	2	0	4
Columbia*	16	0-0	0-0	1-2	0	3	3	0	0	0	2	0	1
Loyola-Chicago*	14	1-1	0-0	1-2	1	3	4	4	0	1	0	1	3
Ole Miss*	19	4-4	0-0	0-3	0	2	2	2	0	0	0	0	8
NC State*	12	2-6	0-0	0-0	6	0	6	1	0	1	1	0	4
Temple*	24	3-3	0-0	3-5	1	4	5	0	0	1	2	0	9
Villanova*	23	3-6	0-0	0-0	4	6	10	2	0	1	0	0	6
Drexel*	12	1-3	0-0	1-3	2	0	2	3	0	0	0	0	3
Princeton*	20	4-6	0-0	0-0	4	5	9	3	0	0	3	0	8
Illinois State*	15	1-1	0-0	0-0	0	0	0	3	0	0	1	0	2
Lafayette*	21	2-2	0-0	1-3	1	3	4	0	0	0	1	0	5
George Washington*	24	1-2	0-0	0-0	4	2	6	0	0	0	3	0	2
Rhode Island*	19	5-7	0-0	0-0	1	1	2	2	0	1	0	0	10
Fordham*	15	5-6	0-0	0-0	3	4	7	1	0	0	0	0	10
George Mason*	11	0-0	0-0	0-0	0	0	0	2	0	0	1	0	0
Richmond*	12	1-1	0-0	0-0	0	2	2	2	0	0	1	0	2
Massachusetts*	27	5-6	0-0	1-1	4	5	9	2	1	1	1	1	11
Penn*	17	1-1	0-0	0-1	1	1	2	3	0	0	0	0	2
St. Bonaventure*	14	1-1	0-0	0-0	3	2	5	3	0	1	0	0	2
La Salle*	15	2-2	0-0	0-0	0	1	1	1	0	0	0	1	4
Davidson*	20	3-4	0-0	1-2	2	4	6	0	0	0	0	0	7
Fordham*	36	1-1	0-0	1-5	2	5	7	3	0	1	1	1	3
Dayton*	23	4-4	0-0	0-0	4	4	8	4	0	0	2	1	8
Massachusetts*	17	3-4	0-0	1-2	0	2	2	3	0	0	1	0	7
VCU*	14	0-0	0-0	0-0	1	1	2	5	0	0	2	0	0
La Salle*	7	1-1	0-0	0-2	1	1	2	2	0	0	0	0	2
St. Bonaventure*	22	5-5	0-0	0-0	2	4	6	4	0	0	4	1	10
Saint Louis*	9	0-0	0-0	1-2	0	3	3	0	0	1	0	0	1
Rhode Island*	24	2-4	0-0	2-4	3	3	6	2	0	0	1	0	6
Duquesne*	15	0-0	0-0	0-0	0	3	3	3	0	1	0	1	0
Massachusetts (A-10s)													

* Denotes game started



GERALD BLOUNT

Freshman • Forward • 6-6 • 220
Suwanee, Ga.
Pomfret School (Conn.)

Overall Stats: 0.3 ppg, 0.3 rpg, 0.0 apg
Atlantic 10 Stats: 0.0 ppg, 0.2 rpg, 0.0 apg

10

2016-17:

- Appeared in four of last six games, against Dayton, VCU, St. Bonaventure and Saint Louis
- Saw action at Fordham
- Played two minutes at Rhode Island
- Scored 1 pt and added first collegiate steal in season-high 4 min. vs. Lafayette
- Saw action at Villanova
- Recorded 2 points and 1 rebound vs. Columbia

High School/Personal:

- Two-time All-New England Honorable Mention Class B selection
- Averaged 10.0 points and 7.8 rebounds in 2015-16
- Previously lived in Bayonne, N.J., attending Saint Anthony and St. Benedict Prep
- Finance major

2016-17 Game-by-Game

OPPONENT	MIN	FG-A	3PT-A	FT-A	OR	DR	TR	F	A	TO	BL	S	PT
Toledo													
Columbia	3	0-0	0-0	2-2	1	0	1	0	0	0	0	0	2
Loyola-Chicago													
Ole Miss													
NC State													
Temple													
Villanova	1	0-1	0-0	0-0	1	0	1	0	0	0	0	0	0
Drexel													
Princeton													
Illinois State													
Lafayette	4	0-0	0-0	1-2	0	0	0	0	0	0	0	1	1
George Washington													
Rhode Island	2	0-0	0-0	0-0	0	0	0	0	0	1	0	0	0
Fordham	2	0-1	0-0	0-0	0	0	0	0	0	1	0	0	0
George Mason													
Richmond													
Massachusetts													
Penn													
St. Bonaventure													
La Salle													
Davidson													
Fordham													
Dayton	4	0-0	0-0	0-0	0	1	1	0	0	1	0	0	0
Massachusetts													
VCU	0+	0-0	0-0	0-0	0	0	0	2	0	0	0	0	0
La Salle													
St. Bonaventure	1	0-0	0-0	0-0	0	0	0	1	0	0	0	0	0
Saint Louis	0+	0-0	0-0	0-0	0	0	0	0	0	0	0	0	0
Rhode Island													
Duquesne													
Massachusetts (A-10s)													

* Denotes game started



CHARLIE BROWN

Freshman • Forward • 6-7 • 185
Philadelphia, Pa.
St. Thomas More (Conn.)

Overall Stats: 12.8 ppg, 5.1 rpg, 1.1 apg
Atlantic 10 Stats: 13.6 ppg, 4.9 rpg, 1.2 apg

2

2016-17:

- Has appeared in all 30 games, with 29 starts
- Has scored in double figures 24 times in 30 games
- Three-time Atlantic 10 Rookie of the Week (2/13, 1/23, 1/2)
- Recorded 11 points and 6 rebounds at Duquesne
- Scored 16 pts in 40 minutes of action at Saint Louis
- Recorded 19 points at VCU
- Scored 15 pts and added 8 rebounds vs. UMass
- Poured in career-high 22 pts in career-high 46 minutes vs. Fordham
- Scored 19 pts and added career-high 9 rebounds vs. Penn
- Poured in 17 pts and added 6 rebs vs. George Mason
- Scored 13 points, including go-ahead 3FG, against GW
- Posted 13 pts and eight rebounds vs. Lafayette

High School/Personal:

- Played for St. Thomas More in 2015-16
- Helped team to a 31-6 record, berth in the National Prep Championship game, and the NEPSAC AAA Final
- Attended George Washington HS in Philadelphia
- Named the MVP of the Public League B Division in 2014-15
- Averaged 16.4 ppg that year, including 18.4 in league contests
- Father, Charles Brown, Sr., was a member of Overbrook High School's 34-0 team in the late 1970s and played at North Carolina A&T.
- Elementary education major

2016-17 Game-by-Game

OPPONENT	MIN	FG-A	3PT-A	FT-A	OR	DR	TR	F	A	TO	BL	S	PT
Toledo*	30	1-6	1-4	2-2	0	4	4	3	2	0	2	0	5
Columbia*	24	6-10	3-5	0-0	0	5	5	2	1	1	0	1	15
Loyola-Chicago*	28	2-8	1-4	4-4	0	6	6	1	1	2	0	3	9
Ole Miss*	33	5-10	3-5	0-0	1	3	4	3	0	1	0	1	13
NC State*	33	5-12	3-6	1-2	1	4	5	4	1	0	1	3	14
Temple*	32	3-12	3-7	0-0	2	5	7	2	1	0	1	0	9
Villanova*	28	2-6	1-3	3-4	2	3	5	2	0	1	0	0	8
Drexel*	30	2-8	1-3	2-3	0	1	1	2	2	1	0	0	7
Princeton*	32	5-12	2-5	0-0	0	7	7	3	0	1	1	1	12
Illinois State*	37	5-9	4-8	0-0	0	4	4	1	1	0	0	1	14
Lafayette*	31	5-11	1-6	2-2	2	6	8	2	3	1	0	1	13
George Washington*	28	6-9	1-2	0-0	1	3	4	1	2	0	1	1	13
Rhode Island*	35	4-7	2-2	1-1	1	2	3	1	1	2	1	1	11
Fordham*	21	0-2	0-1	0-0	0	4	4	4	0	2	0	0	0
George Mason*	38	6-13	2-8	3-4	1	5	6	1	2	2	0	1	17
Richmond*	37	4-16	2-8	3-4	1	4	5	1	0	1	2	0	13
Massachusetts*	37	3-12	3-8	2-2	0	6	6	2	0	1	2	0	11
Penn*	36	5-13	2-8	7-8	2	7	9	1	0	0	0	0	19
St. Bonaventure*	40	4-11	3-9	2-2	3	1	4	2	1	0	1	1	13
La Salle*	31	3-9	2-5	7-8	0	2	2	4	1	1	1	1	15
Davidson*	36	4-10	2-3	4-4	4	1	5	1	1	1	0	1	14
Fordham	46	7-14	6-11	2-2	2	6	8	4	1	3	2	1	22
Dayton*	40	6-17	4-11	1-1	0	5	5	2	1	1	1	1	17
Massachusetts*	40	4-12	4-8	3-4	3	5	8	2	1	0	0	0	15
VCU*	38	5-9	3-5	6-9	1	4	5	3	1	2	0	2	19
La Salle*	35	5-18	1-7	2-3	1	5	6	0	2	0	1	2	13
St. Bonaventure*	37	3-17	0-9	6-6	2	2	4	2	1	1	2	0	12
Saint Louis*	40	5-13	4-7	2-4	1	4	5	3	2	3	2	0	16
Rhode Island*	36	5-11	2-5	1-2	0	3	3	0	2	3	0	1	13
Duquesne*	32	4-14	1-5	2-2	2	4	6	5	2	3	0	0	11
Massachusetts (A-10s)													

* Denotes game started



LORENZO EDWARDS

Freshman • Forward • 6-7 • 222
Lake Forest, Ill.
Lake Forest

Overall Stats: 0.0 ppg, 1.0 rpg, 1.0 spg
Atlantic 10 Stats: ---

22

2016-17:

- Will miss the rest of the 2016-17 season due to shoulder surgery
- Recorded 1 rebound and 1 steal vs. Columbia

High School/Personal:

- All-State First Team pick by the Illinois Basketball Coaches Association
- Averaged 19.0 pts, 11.1 rebs and 3.3 blocks per game as a senior
- Named the Lake County Player of the Year
- *Chicago Sun-Times* and *Chicago Tribune* All-State Honorable Mention
- Father, Kevin Edwards, played for DePaul and had an 11-year NBA career with Miami, New Jersey, Orlando, and Vancouver
- Business major

2016-17 Game-by-Game

OPPONENT	MIN	FG-A	3PT-A	FT-A	OR	DR	TR	F	A	TO	BL	S	PT
Toledo													
Columbia	4	0-1	0-1	0-0	1	0	1	0	0	1	0	1	0
Loyola-Chicago													
Ole Miss													
NC State													
Temple													
Villanova													
Drexel													
Princeton													
Illinois State													
Lafayette													
George Washington													
Rhode Island													
Fordham													
George Mason													
Richmond													
Massachusetts													
Penn													
St. Bonaventure													
La Salle													
Davidson													
Fordham													
Dayton													
Massachusetts													
VCU													
La Salle													
St. Bonaventure													
Saint Louis													
Rhode Island													
Duquesne													
Massachusetts (A-10s)													

* Denotes game started



NICK ROBINSON

Freshman • Forward • 6-6 • 201
Chicago, Ill.
Kenwood Academy

Overall Stats: 5.1 ppg, 3.6 rpg, 1.8 apg
Atlantic 10 Stats: 4.9 ppg, 3.3 rpg, 2.1 apg

5

2016-17:

- Has appeared in all 30 games, with 18 starts
- Recorded 7 points and 4 rebounds vs. St. Bonaventure
- Hit for 10 points at La Salle
- Scored 10 points vs. UMass
- Pulled down 7 rebounds in season-high 38 minutes at Dayton
- Had 7 points, 5 rebounds, and season-high 4 assists vs. Fordham
- Hit career-high 14 pts and matched career-high 8 rebs vs. Richmond
- Posted seven points and season-high eight rebs vs. Lafayette
- Netted 9 points and added 7 rebounds at Illinois State
- Scored 11 points vs. Temple
- Recorded 5 points and 5 rebounds vs. NC State
- Had 5 points and 5 rebounds vs. Columbia
- Recorded 7 points and 3 rebounds vs. Toledo


High School/Personal:

- All-State, All-City, and All-Area selection
- Averaged 17.0 points and 9.0 rebounds per game
- Hit the game-clinching free throw as Kenwood advanced to the city championship for the first time ever in 2016
- Team went 22-4 and earned a berth in the sectional title game
- Business major

2016-17 Game-by-Game

OPPONENT	MIN	FG-A	3PT-A	FT-A	OR	DR	TR	F	A	TO	BL	S	PT
Toledo	17	2-2	1-1	2-4	0	3	3	3	0	1	0	1	7
Columbia*	26	2-4	1-2	0-1	1	4	5	1	3	1	1	2	5
Loyola-Chicago*	27	1-6	0-1	1-2	1	4	5	2	3	1	0	0	3
Ole Miss*	22	1-5	1-3	1-2	0	5	5	1	3	4	0	1	4
NC State*	18	1-5	0-1	3-4	2	3	5	4	0	2	0	0	5
Temple*	22	4-7	2-3	1-1	1	2	3	4	2	2	0	0	11
Villanova*	21	3-8	1-3	0-0	0	1	1	1	1	2	0	0	7
Drexel*	15	1-8	0-4	0-2	0	1	1	2	0	1	1	0	2
Princeton*	21	1-4	0-1	2-2	1	2	3	3	1	1	2	0	4
Illinois State*	28	2-7	0-3	5-7	2	5	7	3	0	3	0	1	9
Lafayette*	21	3-5	0-0	1-2	4	4	8	3	3	1	1	0	7
George Washington*	27	3-6	1-2	1-4	0	2	2	1	0	1	0	1	8
Rhode Island*	26	0-2	0-0	1-6	1	3	4	1	2	4	1	0	1
Fordham	22	2-2	0-0	1-2	0	3	3	2	3	0	0	1	5
George Mason	14	0-3	0-3	0-0	2	1	3	1	1	1	0	0	0
Richmond	28	4-6	1-1	5-7	4	4	8	2	2	2	0	1	14
Massachusetts	23	0-5	0-1	0-0	0	3	3	2	3	2	1	0	0
Penn	19	0-2	0-2	2-2	0	3	3	2	0	0	1	1	2
St. Bonaventure	21	2-7	0-1	0-0	2	4	6	3	2	1	1	0	4
La Salle	19	0-2	0-2	1-3	0	2	2	3	3	2	1	1	1
Davidson	13	2-5	0-1	0-2	1	1	2	3	0	1	1	0	4
Fordham	27	1-4	0-0	5-6	2	3	5	4	4	1	2	0	7
Dayton*	38	1-6	0-2	2-2	1	6	7	1	3	2	0	0	4
Massachusetts	20	5-10	0-0	0-0	1	3	4	3	2	1	0	0	10
VCU*	37	2-6	0-0	3-6	0	2	2	3	4	3	1	2	7
La Salle*	33	3-5	0-1	4-4	0	1	1	3	1	1	0	0	10
St. Bonaventure*	31	3-5	1-3	0-3	0	4	4	5	2	2	1	0	7
Saint Louis*	23	0-0	0-0	0-0	0	1	1	3	0	3	0	0	0
Rhode Island	8	0-0	0-0	0-0	0	0	0	0	1	1	0	0	0
Duquesne*	25	2-3	1-2	1-2	0	2	2	2	4	2	0	1	6
Massachusetts (A-10s)													

* Denotes game started



CHRISTIAN VEGA

Junior • Guard • 6-0 • 170
Guaynabo, Puerto Rico
Colegio San Jose'

Overall Stats: 0.0 ppg, 0.3 rpg, 0.0 apg
Atlantic 10 Stats: ---

13

2016-17:

- Pulled down first collegiate rebound vs. Lafayette
- Also saw action vs. Columbia and at Villanova

High School/Personal:

- Averaged 19.0 points and 6.0 assists as a senior
- Four-time All-Star and All-Alliance PRHSAA while averaging double figures all four seasons
- Led Colegio San Jose' to two Final Four appearances
- Father, Reinaldo, participated in two Pan American games playing water polo for Puerto Rico
- Made squad as a walk-on in 2015-16
- Food marketing major

2016-17 Game-by-Game

OPPONENT	MIN	FG-A	3PT-A	FT-A	OR	DR	TR	F	A	TO	BL	S	PT
Toledo							Did Not Play						
Columbia	1	0-0	0-0	0-0	0	0	0	1	0	0	0	0	0
Loyola-Chicago							Did Not Play						
Ole Miss							Did Not Play						
NC State							Did Not Play						
Temple							Did Not Play						
Villanova	1	0-1	0-1	0-0	0	0	0	0	0	0	0	0	0
Drexel							Did Not Play						
Princeton							Did Not Play						
Illinois State							Did Not Play						
Lafayette	2	0-1	0-0	0-0	0	1	1	0	0	0	0	0	0
George Washington							Did Not Play						
Rhode Island							Did Not Play						
Fordham							Did Not Play						
George Mason							Did Not Play						
Richmond							Did Not Play						
Massachusetts							Did Not Play						
Penn							Did Not Play						
St. Bonaventure							Did Not Play						
La Salle							Did Not Play						
Davidson							Did Not Play						
Fordham							Did Not Play						
Dayton							Did Not Play						
Massachusetts							Did Not Play						
VCU							Did Not Play						
La Salle							Did Not Play						
St. Bonaventure							Did Not Play						
Saint Louis							Did Not Play						
Rhode Island							Did Not Play						
Duquesne							Did Not Play						
Massachusetts (A-10s)							Did Not Play						

* Denotes game started



TOLIVER FREEMAN

Freshman • Guard • 6-3 • 213
Baton Rouge, La.
Catholic

Overall Stats: 0.0 ppg, 0.0 rpg, 0.0 apg
Atlantic 10 Stats: ---

11

2016-17:

- Made collegiate debut vs. Lafayette
- Joins the Hawks as a walk-on and will dress for home games only

High School/Personal:

- Three-time All-District First Team and All-State Honorable Mention
- Averaged 19 points, six rebounds and three assists as a senior
- Chosen as his team's MVP for three consecutive seasons
- Scored over 1,500 pts in his career, surpassing 1,000-pt mark as a junior
- Helped Catholic to a 21-8 record in 2014-15.
- Biology major

2016-17 Game-by-Game

OPPONENT	MIN	FG-A	3PT-A	FT-A	OR	DR	TR	F	A	TO	BL	S	PT
Toledo							Did Not Play						
Columbia							Did Not Play						
Loyola-Chicago							Did Not Play						
Ole Miss							Did Not Play						
NC State							Did Not Play						
Temple							Did Not Play						
Villanova							Did Not Play						
Drexel							Did Not Play						
Princeton							Did Not Play						
Illinois State							Did Not Play						
Lafayette	1	0-1	0-1	0-0	0	0	0	0	0	0	0	0	0
George Washington							Did Not Play						
Rhode Island							Did Not Play						
Fordham							Did Not Play						
George Mason							Did Not Play						
Richmond							Did Not Play						
Massachusetts							Did Not Play						
Penn							Did Not Play						
St. Bonaventure							Did Not Play						
La Salle							Did Not Play						
Davidson							Did Not Play						
Fordham							Did Not Play						
Dayton							Did Not Play						
Massachusetts							Did Not Play						
VCU							Did Not Play						
La Salle							Did Not Play						
St. Bonaventure							Did Not Play						
Saint Louis							Did Not Play						
Rhode Island							Did Not Play						
Duquesne							Did Not Play						
Massachusetts (A-10s)							Did Not Play						

* Denotes game started

STOP THE MADNESS

Coach Martelli & St. Joe's know A-10 Tourney win would be salve for injury-plagued, losing season

BY Mike Kern

IT HAS BEEN ONE of those seasons for Saint Joseph's. Almost nothing has gone the Hawks' way. Then again, how much was expected? They were picked to finish ninth in the Atlantic 10, coming off a 28-win season. They didn't have much back. And after a promising start, it's only gone south, mostly because of season-ending injuries to their starting backcourt of Shavar Newkirk (knee) and more recently Lamarr Kimble (foot).

So they will take a nine-game losing streak, the program's longest since 2011, into Saturday afternoon's regular-season finale at Duquesne (3-14, 10-20), a game that will determine who's the 14th seed heading into next week's conference tourney (also in Pittsburgh). Six of St. Joe's 14 A-10 losses have been by six points or fewer, which, of course, hardly make things any more reconcilable. It is what it is, and that's not good. Or acceptable. But it's coach Phil Martelli's charge to be there for his guys the same way he was a year ago, when their world was so different.

"This is their chance," he stressed. "I want them to feel that, every time they go out there. The internal pressure to produce for them hasn't changed. And really, having gone through it before, when you're not good enough, I let it just wear and wear and wear on me. Maybe in the past, I sometimes transferred it to them, but not this year. I'm exhausted. It's a good exhaustion, because I just want a chance to win (Saturday).

"I can only look at today. I think all coaches are egomaniacal in that we think we can just fix this.

It's what keeps you up at night. That's part of my responsibility. It's bigger than 30 games. I get that. These guys all have aspirations. When I go to the Final Four and I'm walking around as the coach of a team that's 10-19, or whatever, it's not like I'm going to explain (what happened) to everyone, you know what I mean?

"There was a high-school football coach who forwarded a letter and I got a copy. In there, the guy said every loss is not a losing experience. And every win is not a winning experience. They were both experiences that you determined whether you won or lost. We've had moments that weren't what we wanted, but they can't be defining moments. I can't do that."

This is his 22nd season. His record is 413-292. Two of his three A-10 titles came in the previous three years. He's been to seven NCAA Tournaments and six NITs. If this team had stayed

*See **READ** Page 23*

READ

Continued from Page 21

whole, it might have been in the NIT conversation, which would have been some kind of accomplishment given what they had. And historically, the Hawks are rarely the overdog. But Martelli is not into what-ifs. He understands that's a no-win proposition.

"I thought we could look at the schedule and say, 'Yeah, we're going to be in a fight every game,' " Martelli reflected. "Now that meant both ways. We could be a fight with Drexel, and VCU. I've actually gone overboard with preparing this team, just trying to find that one little thing. Am I disappointed? Sure. Am I discouraged? No. I go over everything. Retrospectively, there've been times when I sat there late at night and went, 'God, I shouldn't have said this or I shouldn't have done that.' Because I feel exhausted doesn't make it any easier, if that makes sense.

"If I didn't feel exhausted, I'd be wondering where I was cutting these guys short. There've been other years where we've struggled, and I'll kind of go into a shell. That's not where I am. We're not just flying off the handle. You just run out of hands. Winning teams never talk about close losses. So I'm not talking about that. I'd rather look at it like, 'In the last 14 possessions (against Saint Louis last week), we had six turnovers. How do we get better?'

"In August, I knew this team was basketball-immature. We're not better today. And I pride myself on using practice to get better. That's the only thing the injuries have done. There's been less time for individual work. You don't put (effort) in the column of, like, a plus. When you come here, you're expected to fall on your sword, for lack of a better term. That's not just from me. That's from guys you see come back who've played. It's a very big part of Saint Joseph's basketball. It's part of Philadelphia. What I need them to do is be humbled a little bit, so we can get better."

There was a time when Martelli might have handled this different-

"This is going to sound crazy, but when I look back, I'm going think about my workout routine. Was it too much? Were these injuries inevitable? ... If it's a karma thing, and there are times when I think it must be, I hope it balances out."

—PHIL MARTELLI

ly. Maybe that's what experiencing both sides of the spectrum can do. This isn't Kentucky. Or even Villanova. As he duly points out, his good friend Fran Dunphy is playing without two starters at Temple, too. As is Jay Wright on the Main Line. But as Martelli also laughed about, Wright's charter probably isn't three hours late. That's happened twice to St. Joe's in the last month.

"My responsibility each day is to be predictable," said Martelli, who was forced to use senior forward Brendan Casper, a former walk-on, as his primary ballhandler in the previous game, a 19-point home loss to 20-win Rhode Island. "So that when I'm unpredictable, it should get their attention. My approach, my tone, I want them to know what's coming. So they can stay with it. This is not frivolity. There's a seriousness of purpose. It's not summer camp. If champions are forever, then a record like this and a losing streak like this is on us. We can only fix this. I'm big on studying body language. Like OK, that guy checked out. I try to do an individual intervention, because I don't want it to become (contagious). I know everybody's looking around to see what I'm going to do.

Continued on Next Page



St. Joe's coach Phil Martelli, in his 22nd season, has been to seven NCAA Tournaments and six NITs.

H. RUMPH JR. / For the Daily News

Continued from Preceding Page


“Several years ago, it got to where I said to myself, ‘I can’t be this impatient.’ But this year I have found myself doing that at times. I can’t grasp this. And it could be the smallest of things. It’s a bugaboo of mine. I don’t want to let stuff throw me off. I don’t want them to think, ‘This is getting to coach, and he won’t have my back.’ And it wouldn’t matter if we were 19-10.

“The highs and lows, you do think about it. And you wonder about it. Absolutely. What did I miss? What did I get right? You go through the fog, so to speak. Am I doing everything I can? You always think there’s more there. I could put my head on the pillow knowing last year’s team was coached, every day. And I can put my head on the pillow, even though now I don’t sleep because of the results, knowing this year’s team has been coached every day.”

Next season should be better, assuming that health isn’t a factor again. Some promising recruits are coming in, but you never know for sure until they get here. Some guys on this team were projected to do more by this stage. But for the time being, next season can wait. These Hawks still have games to play. And how many isn’t really the point any longer.

“There are times when you look at it and wonder what might have been possible if we weren’t wounded, or diminished,” Martelli said. “I don’t have a crystal ball to say (Newkirk’s) going to be all the way back, or he’s this or he’s that. There’s no guarantees. I don’t sit back and go, ‘C’mon, if we had him and (Kimble), we wouldn’t have lost a five-point lead with two minutes left (at Saint Louis).’ I don’t look at it that way. We had what we had, and we did lose a five-point lead. You can’t spend a lot of time on it.

“This is going to sound crazy, but when I look back, I’m going think about my workout routine. Was it too much? Were these injuries inevitable? I’ll ask everybody to have input. There is no right or



Coach Martelli and his Hawks bench watch end of loss to Rhode Island last week.

H. RUMPH JR. / For the Daily News

wrong answer. I do know more about rehabbing. I can tell you who’ll be back in two months, and who needs four. We never had time to regroup. You can’t sign someone to a 10-day contract.

“If it’s a karma thing, and there are times when I think it must be, I hope it balances out.”

There were times in the not-so-distant past when some folks wanted him to be gone after the Hawks had had back-to-back losing seasons. It’s all part of the job description. This season, most have been sympathetic. The two A-10 titles in the last three years could have something to do with that. Or maybe they just look at

the body of work and realize it’s nobody’s fault.

“The people that reached out, whether it be by email, text or a phone call, I have to make sure I give back when I have that opportunity,” Martelli said. “Guys I talk to on a regular basis will check to see if I’m all right. And I tell them I’m fine. It’s not like you want to share the misery.

“I’ve even been amazed by some of the younger coaches in the A-10 who’ve reached out. And I appreciate that. My grandson’s now getting to the age where he understands winning and losing. Several years ago, my wife’s point of view changed with all that non-

sense. ‘You know, you’re no good anymore.’ Now I go home and they’ll ask how practice went and we go on with our lives. And if they’re all good, so am I. As long as I can look in the mirror and say I’m giving everything I have.”

Just don’t tell him that, if nothing else, his guys haven’t surrendered.

“As I told them, every time somebody tells you that your team played hard, they’re telling you you’re not good enough,” Martelli cautioned, with a knowing grin. “They never tell the winning team you played hard.

“Everyone has blips. That’s why I look at Gonzaga and go,

‘Wow.’ Just the consistency ... The one thing that will resonate with me (from this) is that when you’re not whole, then every opportunity you get to get a win, you can’t grab it, you have to strangle it. We had at least three or four that we didn’t. It’s we, not them. I’m with them. We’ve certainly had games that we didn’t strangle. How do I heighten that, without tensing them up?”

He’ll have a prolonged offseason to come up with some answers. Then he’ll start anew. It’s what guys like him do. ■

✉ kernm@phillynews.com
📱 @mikekerndn



QUITTING PROFILES 2017 2018 2019 2020

VEHICLE ACCIDENT?
SLIP/TRIP & FALL?
MEDICAL NEGLIGENCE?



VERLIN & BROOMAN, LLC
WE MAKE HOUSE CALLS

Casper capping Hawks career in the spotlight

03/02/2017, 12:30pm EST
By Daniel Hughes



Brendan Casper went from walk-on to a crucial part of the St. Joe's program in his four years. (Photo: Tommy Smith/CoBL)

Daniel Hughes (@dan1el_sun)

If you had told a young **Brendan Casper** in the fall of 2013 that four years later he would be Saint Joseph's starting point guard on senior night, he wouldn't have been too shocked.

If you had told that to Hawks head coach **Phil Martelli**, he might have laughed in your face.

If you told that to any one of the Crimson and Gray faithful, they might have asked you who Brendan Casper was.

- Login
 - Create an Account
 - SportsEngine
- ght, however, St. Joe's held its annual senior night. And thanks to four years of hard work --

and a bad string of Hawks injuries -- the former walk-on-turned team captain was still standing on the main court at Hagan Arena waiting for tip-off against Rhode Island, with his trademark look: calm and unsurprised.

"I believed in myself, but no one else would have known to believe in me," Casper said. "I always had a lot of confidence in myself."

In 2013, Casper, after a standout career at Methacton, chose to walk-on at St. Joe's rather than play at the Division II level.

Although he passed up scholarship offers from D-II schools such as West Chester and Kutztown, that decision eventually paid off for him greatly. In four years at Hawk Hill, he went from a typical walk-on who rarely saw the court to one of the team's three captains and a valuable contributor and fan favorite.

"We have it all over our locker room, act like a champion, and Brendan can say he acted like a champion on and off the court," Martelli said. "I think when the last game was played, he's a guy who's going to be able to put his head on his pillow and say 'I got everything out of this.' Graduated with a strong GPA, played on two championship teams and had a role that he maximized."

As a freshman, the 6-foot-6 forward was largely unknown, playing in only eight games and scoring seven points for the Hawks during the 2013-14 season. At the end of the year, St. Joe's won the Atlantic 10 championship. He played in the semifinal round of the A-10 playoffs, scoring a point in a win against St. Bonaventure in garbage time.

During his sophomore campaign, Casper saw action in 23 games, even playing big minutes in some.

In the annual Holy War between St. Joe's and rival Villanova, he came off the bench for a then career-high nine points and nine rebounds in 20 minutes for a shorthanded team. In a game against nationally-ranked VCU, he added three points and four rebounds in 15 minutes.

Throughout the rest of the year, Casper never played any more than 12 minutes in any contest. However, after his performance in the Nova game, word began to spread among Hawks fans. Whenever he subbed into a game, people would whisper about the walk-on who stepped up against a national powerhouse.

And occasionally, he would make the most of his garbage time to create some memorable moments. In a win over Loyola of Maryland later that same year, he pulled up and drained an unbelievably long 3-pointer from the halfcourt logo with two minutes left. St. Joe's had already won the game by then, but with that shot, Casper won over many of the people in the stands.

At the end of his best season yet, Casper received the Robert O'Neill Memorial Award, given out every year to the most improved player on St. Joe's team. That stood as a testament to his strong work ethic and desire to improve every year.

"I pride myself on working hard," Casper said. "(When) I came in, I wanted to learn, I wanted to get better and I took that approach every year, year after year."

Halfway through his junior year, he was awarded with something really special: a full scholarship. He had already accomplished his dream of playing at the Division I level, but now it seemed like he really belonged there.

In Casper's junior year, he was relegated to more of a cheerleader role, as St. Joe's came back with a deeper and more talented team, thanks to the emergence of senior **Isaiah Miles** and the arrival of freshman forward **Pierfrancesco Oliva**. He only played in 11 games for a total of 19 minutes.

Later that year, Casper achieved another milestone when the Hawks captured their second A-10 championship of that year. Of the six Hawks players who were on both the 2014 and 2016 A-10 championship teams, Casper and **Javon Baumann** are the only two left still playing.

If nothing else, Martelli knows that those two will be remembered as winners.

"They got two Atlantic 10 rings, job well done," Martelli said. "They're leaving as champions."

- Login
 - Create an Account
 - SportsEngine
- Casper was chosen by his teammates to be one of three team captains, alongside Baumann

and sophomore **Lamarr Kimble**. That responsibility also coincided with an increase in his playing time. So far in his senior year, he has played in every game, averaging 5.0 points and 3.0 rebounds on 17.4 minutes per game. However, the Hawks have struggled mightily this year, especially dealing with injuries to Kimble and star junior **Shavar Newkirk**, who both went down for the season at different points midway through the year. Oliva needed knee surgery before the season and will take a redshirt year.

It was those injuries, as well as a bruised foot suffered by freshman **Nick Robinson**, that led to Casper taking over as the starting point guard against the Rams on Wednesday night.

On Wednesday night, the Hawks were drubbed by Rhode Island, 68-49. Throughout the game, chants of "Brendan Casper" could be heard from the student section, and when he and Baumann finally exited with just over a minute left, the duo received a standing ovation.

In his final Hagan Arena appearance, Casper finished with seven points, as well as three steals, three assists and a rebound in 31 minutes.

"It's definitely emotional, my last game in Philadelphia," he said. "I had over 25 people here, family and friends. [It's the] last time they're going to see me play in person."

With the season soon to be over, there is not much basketball left for Casper to look forward to, as he plans to get a job in the insurance world after graduation. But sitting in the locker room after an emotional last game at Hagan, he got the bittersweet opportunity to reminisce on the many memories he has made during his four years.

"I'm sad I won't play here again, but I enjoyed all my moments," he said. "I'll look back in a couple of months and be proud of what we accomplished.

"It's been a hell of a ride."

D1 COVERAGE:

- Penn completes improbable run to Ivy League tournament with win over Harvard
- Penn's Playoff-Bid Clinching Night: A Minute-by-Minute Recap
- Quick Report: Penn 75, Harvard 72
- Hank Davis has his senior moment in La Salle's senior day
- Penn loses to Dartmouth, but Ivy hopes still alive

[View All](#) | [RSS](#)

D2 COVERAGE:

- Login
- Create an Account
- SportsEngine

Baumann adds spice to Hawks

JAVON BAUMANN has always had a special spot in his soul for all things culinary, as much as he does for playing basketball. Growing up in Solms-Oberbiel, a small town about 45 minutes from Frankfurt in southwest Germany, he had a friend who was a baker and owned a restaurant. That's where he did his first internship, when he was in 10th grade, working mostly as a line cook.

"I really enjoyed it," he recalled. "I was always doing something in the kitchen at home. I took over. Me and my mom would go shopping, and I'd decide what to throw in the cart. I knew what I wanted to make. My mom had an office on the third floor of our house. So I'd let her work. Then I'd be like, 'OK, dinner's ready, come down.' I mean, she cooked, too. But I started when I was young. Everything's electric. I liked to try anything new. I did a lot of pasta, because it's fast to make. And traditional German food from scratch. I make good spätzle (soft egg noodles). If I wanted to be creative I would look up something."

"We also had an Indian au pair for a while. He used to teach me a lot about curries and their food. I don't watch TV shows too much. But I got into the *Chef's Table* (on Netflix). That's really interesting. You learn about them, what they do, their background, how they're different."

Even how they look ...

"I don't have any tattoos," he said, smiling. "Not yet."

Five years ago the 6-8 forward, who played in the German Pro-B League, decided to cross the Atlantic to better pursue his dual passions. He ended up at Saint Joseph's, which he knew nothing about ("I had to start at the bot-



MIKE KERN

kernm@phillynews.com

tom and Google it," he acknowledged), because of its hoops legacy and the fact that it offered a food marketing major. It's become his second home, and a launching pad for the rest of his journey.

"I wanted to have options," said Baumann, a redshirt senior averaging four points and 2.8 rebounds in 14.6 minutes off the bench for the 9-10 Hawks (2-5 in the Atlantic 10), who host La Salle (11-7, 5-2) Saturday night. "I want to play as long as I can. Then I want to go into the business world. Whatever is more beneficial for me."

The tri-captain is currently working on his master's degree in international business. He doesn't want to just make the meals. He wants to run his own place. Toward that end, he interned at Aldine on Rittenhouse Square last summer.

"Obviously, I have to learn more," said Baumann, who bears a facial resemblance to NBA veteran Joakim Noah. "My dream is to eventually have a restaurant. I don't know how much I'd cook (too). Most kitchens are built really low, so I have to bend down."

"I was working the front of the house (at Aldine) for George and Jennifer Sabatino. It's on the second floor. You walk in and everything is there. The kitchen's in the back. I wanted to see it all, and they were really open about that. It was great. I took reservations, seated people at their tables, helped them put bills into the system. That's the first time I'd seen that side of it. It was a lit-



St. Joe's forward Javon Baumann blocks a shot by Penn's A.J. Brodeur last Saturday. CHARLES FOX / Staff Photographer

tle eye-opening.

"I was always trying to sneak back into the kitchen to see what George was making, and how he was doing it. I had to find out. How do you come up with a menu, and rotate the menu? It was impressive. He definitely gave me an inside look at the entire operation. There's so much more to it than just getting ingredients and throwing them together."

"It's a crazy business," he continued. "People don't realize how much goes into doing it right. You can't do it if you don't love it. There's no point. Same with basketball. You get excited about it, and it almost takes over your life."

Those who know him like the

fact that he's a little different, in a worldly kind of way. And not just because he's older (24). Who else bikes almost everywhere, when they're not riding a skateboard? Or keeps an espresso machine in the locker room?

It's all good.

"Javon has always had a balance about him," said coach Phil Martelli. "This is a life experience. It's an opportunity to maximize all these opportunities. He's comfortable. He started as a sophomore, but when he hasn't played as much, you don't hear a peep. He never takes a day off. Even in our program, kids are so centered on (making it to) pro basketball that they sometimes don't see the forest through the trees. His other ambition has

kept him grounded. He's really an eclectic, in a world that can often have a singular purpose."

Baumann has whipped something up for his teammates, many times. He recently treated them to a batch of cupcakes, because he was too busy to do an entree.

"They didn't tell me where they'd come from," said Martelli. "But they did tell me they were very good."

Baumann usually sticks to pasta, because they like his shrimp alfredo. He hasn't cooked for his coach yet. "I think I have to ask him what he really likes to eat," he duly noted. "I'm glad to make them happy."

Last year, on a trip to play Rhode Island, Martelli thought he was doing him a favor by letting the chef who prepared their team dinner know that Javon wanted to be a chef one day himself. But it didn't go exactly as anticipated.

"It was funny," said Baumann. "The chef walked over, and I asked him what this one vegetable was and he told me. But after coach said something to him, he turned around and went, 'Don't do it. I have no life. I work 18 hours a day. I've had four children with four different wives.' And I was like, 'Oh my God.' You do hear people say that. But it's up to you to make it work. You have to find out for yourself."

"I like the stress. If I don't have anything to do it bothers me. And during service it can get absolutely hectic. It's like making the game-winning shot. But you can't high-five a good dinner."

He says there are differences between eating out here and in Germany. But it's still providing a service. And hopefully a taste treat.

"I was really taken by how much people eat out in the States," said Baumann, who's also into snowboarding and surfing. "Some of it's fast food. But a lot of it's high quality. I ate out the other night and was blown away. There's all levels. And it's amazing how much sometimes

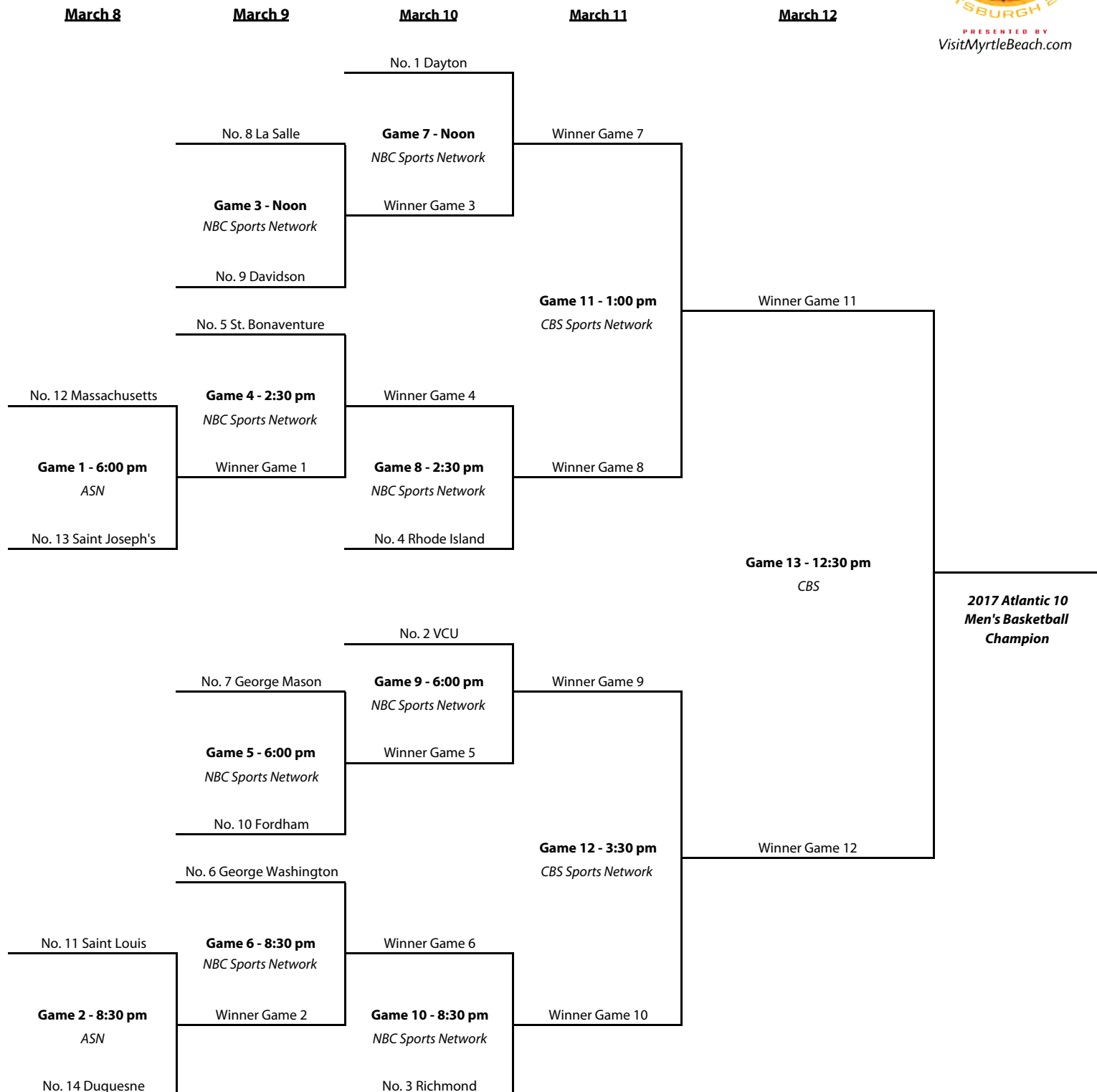
See KERN Page 55

2017 Atlantic 10 Basketball Championship

March 8-12, 2017 - PPG PAINTS Arena - Pittsburgh, Pa.



PRESENTED BY
VisitMyrtleBeach.com



**2017 Atlantic 10
Men's Basketball
Champion**